

**2026 Monroe County Fair**  
**July 22<sup>nd</sup> – 26<sup>th</sup>**  
**Recreation Park – Tomah, WI**

**How to enter into 2026 fair:**

**- Junior Fair Exhibitors: Online entry is mandatory!**

Online Entry Form is located on our website:

[www.monroecountyfairwi.com](http://www.monroecountyfairwi.com)

**- Open & Senior Fair Exhibitors: Paper or Online Entries will be accepted.**

Paper entries can be mailed to:

Entry Secretary  
P.O. Box 908  
Tomah, WI 54660

**Deadline for ALL entries is June 30<sup>th</sup> of the current fair year.**

**1. Entries** – Entries for Junior Fair must be done online on the Blue Ribbon site located on our website: [www.monroecountyfairwi.com](http://www.monroecountyfairwi.com) Open and Senior Fair Exhibitors entries can be completed online or by paper form using the forms located on our website. Please complete the form entirely and in numerical order listing all Departments, Classes, and Lot Numbers, as well as Descriptions for each entry. No entries will be accepted after the entry deadline of June 30<sup>th</sup> of current fair year. For those who do not have computer access and need to enter online, please visit the fair office or your local library. If you are entering online once you hit SUBMIT, you are not able to make changes to your entries. If changes are needed to be made, you must fill out the Entry Tag Correction Form, this cannot be done after June 30<sup>th</sup>. If you have not submitted your entry and it is pending, you can make changes. Adding entries after you have submitted can be done by adding this to your online account and submitting the new items.

**2. To enter Junior Fair animals, be sure you have entered all possible group classes and showmanship, as they cannot be added after the entry is sent.**

3. If you enter animals, check the health requirements in the forepart of the exhibitor handbook. Pigs need to be inspected by a veterinarian on the farm within 30 days of the fair. Poultry over 4 months must be blood tested. Cattle may need to be blood tested or accompanied by vaccination papers. All animals must be free of contagious diseases.

**4. Contact the Fair Office for help in entering. Online entries are mandatory in 2026 for Junior Fair Exhibitors! Paper entries will be accepted for Open Class and Senior Class exhibitors. ALL entries are due by June 30<sup>th</sup> of the current fair year. THERE WILL BE NO LATE ENTRIES!**

**5. Entry Times:**

White Exhibit Hall Entries can be brought in on Wednesday from 3:00pm – 7:00pm and Thursday from 8:00am – 10:00am.

Entry Tags can be picked up on the Saturday before the week of fair at fair clean up from 9:00am – 12:00pm or in the White Exhibit Hall during entry times.

**6. Livestock Animals can be brought in starting on Tuesday at 12:00pm. Livestock including swine, sheep & goats need to be in by 9:00pm on Tuesday. Poultry & dairy cows may still come on Wednesday from 8:00am – 10:00am.**

7. All beef (Junior Fair & Open Class) must be in place by 5:00pm on Tuesday. Market Steers and Heifers will be weighed in from 3:00pm – 5:00pm on Tuesday of fair week.

**7. Rabbit check in times are Tuesday from 3:00pm – 7:00pm. All rabbits must be checked in with the superintendent before placing animals in cages. All Jr. Fair rabbits must make minimum weight for their breed standard. They must be weighed when you check-in with the superintendent.**

8. State Regulations mandate exhibits may not leave the fairgrounds before 4:30pm on Sunday, unless all premium monies are to be forfeited. All exhibits should be removed Sunday evening; we will NOT be responsible for any exhibit that is not picked up by 6:00pm. Buildings will be locked at 6:00pm.

**9. All premium checks earned by exhibitors will be distributed through the exhibitor's designated leader (club, advisor, or superintendent) or by the fair office for Open Class or Senior Citizen Class. It is the responsibility of the exhibitor to coordinate with their leader to receive their check in a timely manner.**

Premium checks must be cashed or deposited within **90 days of the issue date** printed on the check. Any check not cashed within this 90-day period will be considered **null and void**, and the funds will be forfeited. Replacement checks will not be issued after the expiration date.

10. Animals will be inspected before they are allowed on grounds. A separate animal health form will be required for each species on a load. (See example below)

Check in times: Tuesday 12:00am – 9:00pm, Wednesday 8:00am – 10:00am

**Example for helping with Animal Health Form:**

(Billy and Suzie are bringing 4 pigs, 2 lambs and 2 beef cows to the fair on the same trailer. They will need to fill out 3 different forms one for the 4 pigs, one for the 2 lambs and one for the 2 beef cows.)

Forms must be filled out before coming into the gate and will be handed to the check in personnel at the livestock entrance gate. This is to be ready for our state inspector and to be better organized in the case of an emergency, we can quickly find the information we need.

**11. During the fair, it is the individual youth exhibitor's responsibility to prepare his/her exhibit for show/exhibition. The youth exhibitor may be assisted verbally or with written educational instructions with the preparation of his/her livestock exhibit by his/her 4-H/FFA project leader. Hands on assistance may come from another Monroe County youth exhibitor, and/or family members.**

*Thank you, Monroe County Agriculture Society*

**\*GATE FEES\***

**EXHIBITOR FEES:** \$10.00 Season Pass

**PUBLIC:** 6 & Older: \$5.00 Daily – \$10.00 Season Pass

**CAMPING AND PARKING**

Overnight camping is available by pre-registration for a cost of \$75.00 for exhibitors and \$100.00 for non exhibitors for the entire fair. Trailer and vehicle parking will be allowed in designated areas. Please refer to the information map. Parking in the camping area will be supervised. Please park only in your designated areas. Parking is prohibited in loading and unloading area between any of the barns and wash rack areas. Please keep this area clear. Trash cans must be put by road to be emptied. Maintenance crew will not come into your campsite to empty the trash can.

## **Milking:**

All dairy cows will be milked in the milking center on the fairgrounds during the posted hours. NO PORTABLE MILKERS WILL BE ALLOWED.

## **MILKING HOURS:**

Tuesday: 8:00pm – 9:00pm  
Wednesday: 6:30am – 8:00am & 5:30pm – 7:00pm  
Thursday: 6:30am – 8:00am & 8:30pm – 1:00am  
Friday: After Show & 5:30pm – 7:00pm  
Saturday: 6:30am – 8:00am & 5:30pm – 7:00pm  
Sunday: 6:30am – 8:00am & 3:00pm – 4:30pm

Milk and dairy products have always been considered very whole-some food. It is important that persons attending fairs see milk products handled carefully and in a sanitary manner.

The Wisconsin Department of Agriculture requires we provide a milking center and a person to be present during milking. A sample of milk will be taken to check for antibiotics. It is the exhibitors' responsibility to withhold milk from treated cows. A special bucket will be provided for that purpose.

## **FOOD ALCOHOL AND TOBACCO POLICY**

Food is prohibited in the barns. Alcohol and tobacco are prohibited in any of the public buildings. Alcohol is restricted to use in the beer tent, grandstand, and within 15ft of your campsite. Please keep in mind that this is a family event and our goal is to make it pleasurable for everyone.

## **2026 REGULATIONS FOR STATE AID**

**ATCP 160.01 Definitions.** As used in this chapter:

- (1) "Breed class" and "breeding class" mean a specific breed within a class such as Holstein in the dairy class.
- (2) "Class" means a grouping in which exhibits may be entered, including an animal breed or age group for animal exhibits; a type of produce, crop or food; or a specific age, age group or educational grade level of exhibitor.
- (2m) "Conference judging" means a judging system using a discussion about each exhibit with the entire group.
- (3) "Danish judging system" means a judging system that allows for multiple first, second, third and fourth class selections as provided in s. [ATCP 160.91 \(4\) \(b\)](#).
- (4) "Department" as it relates to the organizational structure of a fair, means an animal species, production group, or other principal classification of exhibits. As used in any other context, "department" means the state of Wisconsin department of agriculture, trade and consumer protection.
- (5) "Division" means one of 3 exhibitor group classifications for a fair and is limited to junior division, open division and senior citizens division.
- (6) "Entry class" means a class in which the fair allows exhibitors to submit entries.
- (7) "Exotic domestic animal" means an animal that is not a common farm animal.
- (7e) "Face-to-face judging" means a judging system using a semiprivate discussion between the judge and the exhibitor with the following phases:
  - (a) Get acquainted.
  - (b) Learn the background of the exhibit.
  - (c) Self-evaluation.
  - (d) Evaluator comment.
  - (e) Parting.
- (7m) "Fair" means a county or district fair eligible to receive state aid under s. [93.23 \(1\) \(b\)](#) or [\(c\)](#), Stats.
- (7s) "Fair board" means the governing entity of a fair.
- (8) "Lot" or "lot number" means the numerical designation assigned by a fair for a specific category of exhibits within a class.
- (9) "Market class" means a class that includes animals of a certain weight for the species that can be sold for slaughter.
- (10) "Premium" means a monetary prize that a fair awards to an exhibitor after judging all competing exhibits in the class to which the premium pertains.
- (11) "Regular judging system" means a judging system that allows for one first, second, third and fourth class selection as provided in s. [ATCP 160.91 \(4\) \(c\)](#).

(12) "Self-determined project" means a project that meets all of the following criteria:

- (a) It is approved by the fair board.
- (b) Its subject matter is related to any of the junior fair departments 9, 10, 13 to 16, 18, or 20 to 29.
- (c) It does not fall into a defined entry class within any department.
- (d) It is carried out by a member of a youth organization.
- (13) "Youth organization" means an organization under adult leadership that has educational programming.

## **ATCP 160.02 Premium requirements.**

- (1) General.
    - (a) The state aid authorized by s. [93.23 \(1\)](#), Stats., may be paid on net premiums paid by a fair. The department may withhold state premium aid from any fair that does not enforce animal health provisions under Ch. [ATCP 10](#) that are applicable to animals exhibited at the fair. State aid will be paid only on premiums actually paid by bank check or draft.
    - (b) No deductions may be made from premium money won by an exhibitor. Premiums may, however, be withheld where exhibition rules established by the fair association are violated. A written statement of violation shall be submitted to the department to justify actions taken by a fair.
    - (c) Premiums offered shall be definite in amount. No decrease or increase in published premiums may be made because of the financial condition or the organization or for any other reason.
    - (e) No fair may receive state aid for a premium awarded to any exhibitor in the open division if that exhibitor entered the same exhibit in the junior division at the same fair. This paragraph does not apply if the exhibit was entered in the junior division only as part of a herd group, carcass class or performance class.
    - (f) No state aid will be paid on the cost of ribbons, cups, trophy prizes or entertainment contests.
  - (2) Premium lists.
    - (a) Premiums for which state aid is requested by county and district fairs shall conform with the uniform premium list and other requirements set forth in these rules. Fairs requesting state aid for net premiums shall submit to the department a printed copy of the premium list used at the fair, as required under s. [ATCP 160.92 \(3\) \(c\)](#).
    - (b) The officers of each fair shall mail a copy of the premium list to other associations, societies, or boards conducting a fair in Wisconsin upon request.
    - (c) Sections [ATCP 160.01](#) through [160.07](#) and [160.91](#) shall be published in premium books used by a fair for which state aid is requested.
  - (3) Entry fees.
    - (a) A fair may charge an exhibitor an entry fee or charge stall rents for animals, or both.
    - (b) Exhibitors in department 35 shall not be required to purchase an exhibitor's ticket. Any other exhibitor may be required, if no entry fee is charged, to purchase an exhibitor's season ticket at a price not to exceed that charged for a non-exhibitor's season ticket.
  - (4) Split fair dates.
    - (a) For purposes of this subsection, "split fair dates" occur when a fair organization judges exhibits or contests and pays premiums at more than one time or at more than one location during the calendar year.
    - (b) Except as provided under par. [\(c\)](#), the department may not pay state aid for a fair having split dates unless the department gives advance written approval for a split fair. The department may approve split dates based on hardship.
    - (c) The department may pay state aid for the following exhibits or contests in a fair having split dates with advance notification to the department:
      1. Clothing revue.
      2. Demonstrations.
      3. Favorite foods revue.
      4. Dogs.
      - 4m. Cats.
      5. Small animals.
      6. Rocketry.
      7. Shooting sports.
      - 7m. Mechanical projects.
      8. Other exhibits and contests that are similar to those identified in subds. [1.](#) to [7.](#)
    - (d) If there are split dates under par. [\(b\)](#) or [\(c\)](#), all blue ribbon winners shall repeat their demonstrations or exhibits at the regular fair dates unless the department grants a hardship exemption. An exhibitor may use audio-visual media, still photography or an educational display to repeat a demonstration or exhibit.
- ATCP 160.03 Exhibition requirements.** A fair shall meet all of the exhibition requirements of this section to be eligible for state premium aid.
- (1) No fair society or other organization sponsoring a fair may require an exhibitor to become a member of the organization in order to enter an exhibit at the fair, nor

may the sponsoring organization make any deduction from an exhibitor's premium as a donation to the fair society, or require an exhibitor in any other way to make a donation to the society.

(2) State aid may not be approved for out-of-state exhibits or for separate classes of local and non-local exhibitors. Aid may not be approved for payment of premiums to an exhibitor having an out-of-state address but claiming Wisconsin residency unless the fair secretary provides the department with an affidavit that the exhibitor's residence is geographically located within the state.

(3) State aid may be paid only on articles or animals actually on display in an exhibit building or actually shown in the show ring on regular fair dates unless approval for split fair dates is obtained under s. [ATCP 160.02 \(4\)](#). State aid may not be paid on Dairy Herd Improvement Association records, transportation aid, production contests or other special educational exhibits unless prior approval is obtained under s. [ATCP 160.49 \(7\)](#).

(4) State aid may not be paid on exhibits removed from the fairgrounds before 4 p.m. on the last day of the fair, or such other later time as may be specified by the fair, without prior approval of the department. Authority for earlier removal may be granted by the department in case of meat animal sales or other special classes, if requested before the beginning of the fair. In other hardship cases, approval may be granted by the fair. Exhibits in dog obedience and small animal pet classes may be judged during the regular fair but are not required to remain present during the entire fair. The fair may prescribe the length of time junior fair exhibitors of horses shall keep their animal on the ground.

#### **ATCP 160.05 Open division; general requirements.**

(1) The total maximum premiums set forth for all places in any open division livestock class, excluding poultry and rabbits, may be divided into multiple premiums for a greater number of places, but the maximum premium offered for any additional place shall not be higher than the maximum for the last place in the class.

(2) All animals in any open division class shall be owned by the exhibitor, except as provided in s. [ATCP 160.09](#).

(3) State aid may be paid on no more than 2 premiums awarded an exhibitor under one premium or lot number in open division individual livestock classes, except poultry and rabbits, and no more than one premium in all other classes, including poultry and rabbits.

(5) The fair board may establish specific classes by professional and amateur level groupings within classes for open class departments 14 to 28.

#### **ATCP 160.07 Classes; general requirements.**

(1) Classes may be combined if the number of entries in several single classes is insufficient. If any classes are combined, state aid shall be limited to the maximum total premiums listed for a single class of animals, items or articles in that department.

(2)

(a) Except as provided under par. (b), no fair may receive state aid for premiums awarded for sexually intact male dairy cattle, beef cattle, sheep, goats, swine or horses unless those animals are registered. Registered status shall be documented by a certificate of registry from the appropriate breed association or society, or by a copy of the application for registration.

(b) Paragraph (a) does not apply to dairy cattle exhibited at a fair if a national breed association certifies that those dairy cattle are recorded in that breed association's qualified herd book which records the genealogy of that breed.

(3) Any animal entered as part of a group class may also be exhibited in a class for individual animals.

(4) Boars may not be entered as an exhibit in the swine department unless their tusks have been removed.

(5) The age of an animal, for purposes of determining its entry class under this chapter, shall be determined as of the opening day of the fair.

#### **ATCP 160.08 Class definitions; individual classes.**

(1) Dairy cattle.

(a) A spring calf is one born on or after March 1 of the exhibit year.

(b) A winter calf is one whose date of birth is between December 1 of the year preceding the exhibit year and February 28 or 29 of the exhibit year.

(c) A fall calf is one whose date of birth is between September 1 and November 30 of the year preceding the exhibit year.

(d) A summer yearling is one whose date of birth is between June 1 and August 31 of the year preceding the exhibit year.

(e) A spring yearling is one whose date of birth is between March 1 and May 31 of the year preceding the exhibit year.

(f) A winter yearling is one whose date of birth is between December 1 of the second year preceding the exhibit year and February 28 or 29 of the year preceding the exhibit year.

(g) A fall yearling is one whose date of birth is between September 1 and November 30 of the second year preceding the exhibit year.

(h) A 2-year-old is one born between September 1 of the third year preceding the exhibit year and August 31 of the second year preceding the exhibit year. A 2-year-old includes a yearling that has freshened.

(i) A 3-year-old is one whose date of birth is between September 1 of the fourth year preceding the exhibit year and August 31 of the third year preceding the exhibit year.

(j) A 4-year-old is one whose date of birth is between September 1 of the fifth year preceding the exhibit year and August 31 of the fourth year preceding the exhibit year.

(2) Beef cattle.

(a) A junior calf is one born on or after January 1 of the exhibit year. The calf shall be at least 4 months old at the time of exhibit.

(b) A senior calf is one whose date of birth is between September 1 and December 31 of the year preceding the exhibit year.

(c) A summer yearling is one whose date of birth is between May 1 and August 31 of the year preceding the exhibit year.

(d) A junior yearling is one whose date of birth is between January 1 and April 30 of the year preceding the exhibit year.

(e) A senior yearling is one whose date of birth is between September 1 and December 31 of the second year preceding the exhibit year.

(f) A 2-year-old or older cow is one born before September 1 of the second year preceding the exhibit year and which has calved during the past year.

(4) Swine.

(a) A junior yearling boar or sow is one born between January 1 and June 30 of the year preceding the exhibit year.

(b) A senior boar or sow is one whose date of birth is between July 1 and December 31 of the year preceding the exhibit year.

(c) A senior spring boar or sow pig is one whose date of birth is between January 1 and February 28 or 29 of the exhibit year. A fair board may subdivide this entry class into January-born and February-born sows or boars.

(d) A junior spring boar or sow pig is one born during the month of March of the exhibit year.

(5) Sheep.

(a) A spring lamb is one born on or after February 16 of the exhibit year.

(b) A fall lamb is one born between September 1 and December 31 of the year preceding the exhibit year.

(c) A winter lamb is one born between January 1 and February 15 of the exhibit year.

(d) A yearling ram or ewe is one born outside the date of birth limitations in pars. (a) through (c). The age of yearlings may be subject to verification by a veterinarian's examination whose findings shall be final.

## **2026 FAIRS: STATE, COUNTY AND DISTRICT ANIMAL HEALTH REGULATIONS**

### **General Requirements for Event Organizers:**

All fairs or exhibitions of any length must obtain, review, and keep for five years all required records and test results:

- Exhibitor's name and address
- Animal identification (number, type, description, and, when required, official identification (see requirements for different animals below))
- Documents showing compliance with disease testing and other health requirements
- Livestock premises number, if any, where animals originated
- Documentation showing legal importation to the event (if applicable) and, when required, movement to the event (see requirements for different animals below)
- For swine, a record of any swine transported directly to a slaughtering establishment
- For swine, a record of any swine transported to an animal market where all animals sold at the market sale for that day were shipped directly to a slaughtering establishment

Fairs or exhibitions lasting more than 24 hours must appoint a licensed veterinarian to inspect all animals daily.

Note: Except in specific circumstances, if an animal already bears an official 840 eartag, that eartag must not be removed and additional official ear tags must not be applied. Instead, the existing eartag must be read and recorded when a record of that animal is required. (Ref. s. [ATCP 10.045](#), Wis. Admin. Code)

These regulations apply to all fairs and exhibitions, including additional events (like rodeos, shows, or other organized events) that occur in conjunction with the fair.

#### Diseases:

Lactating Dairy Cattle: Effective April 29, 2024, and June 19, 2024 respectively, all lactating dairy cattle moved interstate and lactating dairy cattle moved to fairs, shows, and exhibitions in Wisconsin are required to have a negative influenza A test from a milk sample collected within seven (7) days of movement. For more information see: DATCP Home Highly Pathogenic Avian Influenza (H5N1) in Dairy Cattle (wi.gov)

Animals that show evidence of having contagious or infectious diseases may not be commingled (or housed/kept) with other animals at a fair, show, or other exhibition in such a way as to allow disease to spread. Such animals should not attend the fair, show, or exhibition. Animals may be denied entry if they arrive at these events with contagious or infectious diseases, isolated and/or removed if they develop disease after arriving or be subject to other action as would be necessary to control disease. (Ref. s. ATCP 10.08(1), Wis. Admin. Code)

Bovine animals with ringworm, mange, warts or scab will be removed from the fair or exhibition premises, unless the veterinarian in charge finds warts or ringworm lesions are incapable of transmitting disease.

#### Cattle and Bison

Cattle and bison FROM WITHIN WISCONSIN: Effective June 19, 2024, all lactating dairy cattle are required to have a negative Influenza A test on milk samples collected within 7 days prior to movement to a fair or exhibition. Official ID is required for influenza testing.

Cattle and bison FROM OUTSIDE WISCONSIN (Ref. s. ATCP 10.22, Wis. Admin. Code) must:

- Be accompanied by certificate of veterinary inspection (CVI or health certificate) a documenting official animal identification (ID) and all required tests and certifications
- Have official individual ID (including steers)
- Meet all of Wisconsin's normal requirements for import (see below and [https://datcp.wi.gov/Pages/Programs\\_Services/CattleBison.aspx](https://datcp.wi.gov/Pages/Programs_Services/CattleBison.aspx))

Acceptable official ID's for cattle and bison

- 15-digit "840" RFID tags
- Valid only if applied before November 5, 2024:
  - Visual only 15 digit "840" tags
  - USDA metal ear tag number that starts with the state 2-digit code and is followed by 3 letters and 4 numbers (e.g. 35ABC1234). This includes the orange brucellosis vaccination tag.
- Valid only if applied before March 11, 2015:
  - Manufacturer-coded RFID tag - 15-digit number with the first three digits in 900s
  - American ID tag – 8 to 12-digit number prefaced with "USA"

Influenza A requirements for lactating dairy cattle from outside Wisconsin Effective April 29, 2024, all lactating dairy cattle are required to have a negative Influenza A test on milk samples collected within 7 days prior to interstate movement.

Brucellosis requirements for cattle and bison from outside Wisconsin No cattle are currently required to be brucellosis tested or vaccinated for fairs/shows in Wisconsin.

Tuberculosis (TB) requirements for cattle and bison from outside Wisconsin All cattle from Texas and Michigan's TB Free Zone (for cattle from Michigan's Modified Accredited Zone see below), regardless of sex or age are required to have a negative TB test within 60 days prior to import. For details and requirements by state, see:

[https://datcp.wi.gov/Pages/Programs\\_Services/CattleBison.aspx](https://datcp.wi.gov/Pages/Programs_Services/CattleBison.aspx)

Cattle and bison from Michigan's Modified Accredited Zone – Alcona, Alpena, Montmorency, and Oscoda counties - (for cattle and bison from Michigan's TB Free Zone, see requirements by state above) also need:

- Import permit

- To originate from a herd that has a negative whole-herd TB test within 12 months before arrival in Wisconsin that includes all animals 1 year and older
- Negative individual TB tests within 60 days before entering Wisconsin

- A statement indicating the animals will return directly to the state of origin after the show.

For information on obtaining an import permit:

- Online [https://datcp.wi.gov/Pages/Programs\\_Services/AnimalMovementPermits.aspx](https://datcp.wi.gov/Pages/Programs_Services/AnimalMovementPermits.aspx)
- Email [DATCPanimalimports@wi.gov](mailto:DATCPanimalimports@wi.gov)
- Call (608) 224-4874

Cattle and bison from Canada must meet current federal requirements to enter the United States and may have additional requirements to return to Canada. See [aphis.usda.gov](https://aphis.usda.gov), choose "Trade", Live Animal Import or Export as needed, and then species and country to find requirements.

Requirements are subject to change as conditions warrant. For current information, check [https://datcp.wi.gov/Pages/Programs\\_Services/CattleBison.aspx](https://datcp.wi.gov/Pages/Programs_Services/CattleBison.aspx).

#### Swine

Note: These regulations apply to all swine, including pet pigs and racing pigs.

Swine FROM WITHIN WISCONSIN (Ref. s. ATCP 10.87, Wis. Admin. Code) need a Wisconsin intrastate certificate of veterinary inspection (CVI or health certificate)

- Stating that the entire herd of origin on the farm was inspected within 30 days before the show and no apparent disease was present at the time of inspection.

#### New for 2026: No testing requirements for Terminal and Non-Terminal Exhibitions

*Effective 3/5/2026: PRRS and Pevd testing is no longer required for swine to attend terminal or non-terminal fairs, shows, or other events.*

Swine FROM OUTSIDE WISCONSIN (Ref. s. ATCP 10.30 and 10.87, W, Wis. Admin. Code) need a certificate of veterinary inspection (CVI or health certificate) that includes the following:

- A statement that the veterinarian has inspected the entire herd of origin with the past 30 days and that no apparent disease was present at the time of inspection
- Official individual identification
- **New for 2026: No testing required for Terminal and Non-Terminal Exhibitions** *Effective 3/5/2026: PRRS and Pevd testing is no longer required for swine to attend terminal or non-terminal fairs, shows, or other events.*

Acceptable methods of ID for swine are:

- USDA silver ear tag
- USDA 840 ear tag, either visual or RFID
- Breed association tattoo if the pig is a purebred and the tattoo is registered
- An ear tag with the premises identification number and a unique identifier
- Ear notch if the pig is a purebred and the notch is registered

Note: Microchips are not accepted as official ID for any swine including pet pigs.

Requirements are subject to change as conditions warrant. For current information check [https://datcp.wi.gov/Pages/Programs\\_Services/SwineMovement.aspx](https://datcp.wi.gov/Pages/Programs_Services/SwineMovement.aspx)

#### Sheep and Goats

Note: These rules do not apply to non-domestic sheep and goats. See Exotic Ruminants below.

Sheep and goats FROM WITHIN WISCONSIN need:

- If sexually intact, need official individual identification (ID) b at any age.
- If not sexually intact, need official individual ID if they are 12 months or older.
- See below for Official ID options.

- Sheep and goats that go to a slaughter establishment after the fair should have an owner hauler statement to move from the fair to the slaughter establishment.

Sheep and goats FROM OUTSIDE WISCONSIN (Ref. s.ATCP 10.69, 10.76, Wis. Admin. Code) need:

- Certificate of veterinary inspection (CVI or health certificate) and official individual ID for all animals.
- See below for Official ID options.
- See below for additional requirements for goats from Michigan's Tuberculosis Modified Accredited Zone.
- Sheep and goats that go to a slaughter establishment after the fair should have an owner hauler statement to move from the fair to the slaughter establishment.

Official Identification includes:

- Scrapie ear tags (including tags on durable and unremovable \*neck straps for animals with absent/injured ears or with official tattoos – see DATCP Website\*)

- USDA 840 ear tags
- Legible breed tattoos (see DATCP Website\* and NOTE below)
- Legible scrapie tattoos (see DATCP Website\* and NOTE below)
- Approved microchips (Electronic Implantable Identification/EID) – There are many requirements that need to be met to use microchips including a requirement for accompanying tattoos. See DATCP Website\* and NOTE below.
- NOTE: All sheep and goats that go through a market or to slaughter and require Official Identification must be ear tagged with Official ID. Official ID in the form of a tattoo or Electronic Implantable Identification (EID) is no longer sufficient when moving through a market or going to slaughter.
- NOTE: If a Wisconsin-origin animal is neutered, less than 12 months of age, and moving through a market after the fair, the market may require Official ID in the form of an ear tag.
- \*For more information on official identification and for owner hauler statements see DATCP Website at

[https://datcp.wi.gov/Pages/Programs\\_Services/OfficialID.aspx](https://datcp.wi.gov/Pages/Programs_Services/OfficialID.aspx)

Goats from Michigan's Tuberculosis (TB) Modified Accredited Zone –Alcona, Alpena, Montmorency, Oscoda counties- also need:

- Import permit
- To originate from a herd that has a negative whole-herd TB test within 12 months before arrival in Wisconsin that includes all animals 1 year and older
- Negative individual TB tests within 60 days before entering Wisconsin
- A statement indicating the animals will return directly to the state of origin after the show.

For information on obtaining an import permit:

- Online
- [https://datcp.wi.gov/Pages/Programs\\_Services/AnimalMovementPermits.aspx](https://datcp.wi.gov/Pages/Programs_Services/AnimalMovementPermits.aspx)
- Email [DATCPAnimalImports@wi.gov](mailto:DATCPAnimalImports@wi.gov)
- Call 608-224-4874

Requirements are subject to change as conditions warrant. For current information, check

[https://datcp.wi.gov/Pages/Programs\\_Services/SheepGoatMovement.aspx](https://datcp.wi.gov/Pages/Programs_Services/SheepGoatMovement.aspx)

## Equine

Equine animals FROM WITHIN WISCONSIN need documentation of a negative EIA (Coggins) test with a blood collection date within the previous 12 months, which clearly identifies the animal by complete description, digital photographs, or an approved microchip (if a reader is available). No test is needed for nursing foals accompanying negative dams. Documentation may be:

- Official test report VS 10-11, or
- USDA-approved electronic test form, or
- Global Vet Link EIA electronic form, or
- Certificate of veterinary inspection with the test results listed

Equine animals FROM OUTSIDE WISCONSIN (Ref. s.ATCP 10.36, Wis. Admin. Code) need:

- Certificate of veterinary inspection (CVI or health certificate) which clearly identifies the animal by complete description, digital photographs, or an approved microchip
- Negative EIA (Coggins) test with a blood collection date within the previous 12 months reported on the CVI
- No EIA test is needed for nursing foals accompanying negative dams

Equines from Minnesota are exempt from the CVI requirement if all conditions apply:

- Ownership does not change while the animal is in Wisconsin
- The animal remains in Wisconsin no longer than 7 days
- Proof of a negative EIA (Coggins) test in previous 12 months accompanies the animal

Requirements are subject to change as conditions warrant. For current information, check [https://datcp.wi.gov/Pages/Programs\\_Services/HorseOtherEquineMvmt.aspx](https://datcp.wi.gov/Pages/Programs_Services/HorseOtherEquineMvmt.aspx)

## Exotic Ruminants

Note: Exotic ruminants are ruminants that are not native to Wisconsin, and are not cervids – for example, Old World camels, yaks, water buffalo, pronghorn antelope, giraffes, and non-domestic sheep and goats. In addition, please contact your county and local municipality for any restrictions.

Exotic ruminants FROM WITHIN WISCONSIN have no requirements.

Exotic ruminants FROM OUTSIDE WISCONSIN (Ref. s.ATCP 10.82, Wis. Admin. Code) must have

- Certificate of veterinary inspection (CVI or health certificate) and
- Official individual identification (ID) as required for tuberculosis and brucellosis testing
- Import permit
- Proof written on the CVI that they meet requirements for:
  - o Tuberculosis (TB) – negative test required within 60 days before entry
  - o Brucellosis – negative test required within 30 days before entry

Please call 608-224-4874 beforehand to determine which TB test to use.

For information on obtaining an import permit:

- Online
- [https://datcp.wi.gov/Pages/Programs\\_Services/AnimalMovementPermits.aspx](https://datcp.wi.gov/Pages/Programs_Services/AnimalMovementPermits.aspx)
- Email [DATCPAnimalImports@wi.gov](mailto:DATCPAnimalImports@wi.gov)
- Call 608-224-4874

Requirements are subject to change as conditions warrant. For current information, check [https://datcp.wi.gov/Pages/Programs\\_Services/ExoticSpeciesMvmt.aspx](https://datcp.wi.gov/Pages/Programs_Services/ExoticSpeciesMvmt.aspx).

## Poultry and Waterfowl (Pigeons are not considered poultry for fairs and shows)

Poultry and waterfowl FROM WITHIN WISCONSIN need ONE of the following:

- For eggs and birds of all ages, an NPIP certificate stating the flock of origin is a US pullorum-typhoid clean and for turkeys a Mycoplasma gallisepticum clean flock or NPIP affiliate flock or
- For eggs and birds of all ages, documentation the flock of origin is a WI Tested Flock and has tested negative for pullorum-typhoid and for turkeys Mycoplasma gallisepticum, c or
- For eggs and birds of all ages, documentation the flock of origin is a WI Associate Flock, or
- For sexually mature birds (turkeys over 6 months, all other birds over 4 months), individual tests within 90 days before arrival at the show. These birds also need wing or leg band identification (ID). All birds must test negative for pullorum-typhoid, and turkeys must test negative for Mycoplasma gallisepticum. After testing there can be no change of ownership or commingling with other birds that are not part of the flock except at other shows/fairs. Eggs and sexually immature birds are not eligible for individual testing and cannot be shown unless they originate from an enrolled NPIP, NPIP affiliate, WI Tested, or WI Associate flock.

Note: Flock of origin means the flock in which the birds currently reside, likely the exhibitor's flock. Once purchased birds are added to the buyer's flock, even if the buyer's flock only consists of one or just a few birds, the buyer's flock is the flock

of origin and that flock must meet NPIP or WI Tested or Associate Flock status to avoid individual bird testing for shows/fairs.

ALL birds in a flock with status must meet the requirements. Existing flocks lose their status when new additions do not meet requirements.

Poultry and waterfowl FROM OUTSIDE WISCONSIN (Ref. s.ATCP 10.42, Wis. Admin. Code) need a certificate of veterinary inspection (CVI or health certificate)a or equivalent (such as form VS 9-3) specifically showing movement to the fair or show that states:

- For eggs and birds of all ages, they originate from a flock classified pullorum-typhoid clean and for turkeys Mycoplasma gallisepticum clean under NPIP or an equivalent program , or
- For sexually mature birds, they have tested negative for pullorum-typhoid (and Mycoplasma gallisepticum for turkeys) within 90 days before arrival at the show. These birds also need wing or leg band IDb . Eggs and sexually immature birds are not eligible for individual testing and cannot be shown unless they originate from an enrolled NPIP or equivalent program flock.

Not required:

- Import permit number

Requirements are subject to change as conditions warrant. For current information, check

[https://datcp.wi.gov/Pages/Programs\\_Services/PoultryMovement.aspx](https://datcp.wi.gov/Pages/Programs_Services/PoultryMovement.aspx).

### **South American camelids; llamas, alpacas, guanacos, vicunas**

South American camelids FROM WITHIN WISCONSIN have no requirements.

South American camelids FROM OUTSIDE WISCONSIN (Ref. s.ATCP 10.85, Wis. Admin. Code) must have a certificate of veterinary inspection (CVI or health certificate)a and official individual identification (ID) b . Official ID may be:

- Approved USDA ear tag number
- Microchip number • Breed association registration number
- Breed association tattoo

Requirements are subject to change as conditions warrant. For current information, check

[https://datcp.wi.gov/Pages/Programs\\_Services/LlamaAlpacaMovement.aspx](https://datcp.wi.gov/Pages/Programs_Services/LlamaAlpacaMovement.aspx).

### **Small animals: Dogs, domestic cats, and other household pets (ferrets, pet birds, rabbits, gerbils, guinea pigs, hamsters, hedgehogs, chinchillas, domestic mice and rats)**

Note: For animals that are part of menageries, see also rules below for menageries. Pot-bellied and miniature pigs fall under rules for swine. Dog hybrids, domestic cat hybrids, or exotic small cat species such as servals fall under rules for Exotic small animals. Native wild animals and birds, including raptors, and captive wild animals such as raccoons, opossums, and skunks fall under rules for wild animals.

DOGS FROM WITHIN WISCONSIN (Ref. s.95.21, Wis. Stats.) that are 5 months or older need proof of current rabies vaccination

CATS AND OTHER HOUSEHOLD PETS FROM WITHIN WISCONSIN have no requirements.

DOGS AND CATS FROM OUTSIDE WISCONSIN (Ref. s.ATCP 10.80, Wis. Admin. Code) that are 5 months or older need to be vaccinated against rabies by a licensed veterinarian, and regardless of age, need certificates of veterinary inspection (CVIs or health certificates)a stating the age of the animal and for animals 5 months and older the date of last rabies vaccination and revaccination due date.

OTHER HOUSEHOLD PETS FROM OUTSIDE WISCONSIN (Ref. s.ATCP 10.06, Wis. Admin. Code) need certificates of veterinary inspection (CVIs or health certificates) a but have no testing or vaccination requirements.

Small animals from other nations need to meet requirements of the U.S. Department of Agriculture (608-662-0600) and Centers for Disease Control (1-800-232-4636).

Requirements are subject to change as conditions warrant. For current information, check [https://datcp.wi.gov/Pages/Programs\\_Services/PetMovement.aspx](https://datcp.wi.gov/Pages/Programs_Services/PetMovement.aspx).

### **Exotic small animals (any species not covered by “small animals” above), exotic large animals, and other wild animals**

Note: Local jurisdictions may have requirements beyond the state requirements listed here.

Animals FROM WITHIN WISCONSIN do not have any requirements as long as they are legally possessed in Wisconsin.

Animals FROM OUTSIDE WISCONSIN (Ref. s.ATCP 10.84, Wis. Admin. Code) generally have no testing or vaccination requirements, but do need:

- Certificate of veterinary inspection (CVI or health certificate) a
- Import permit number

Note: Some animals may not be brought to Wisconsin. These are North American prairie dogs and the following African species: tree squirrels, rope squirrels, dormice, Gambian giant pouched rats, brush-tailed porcupines and striped mice. Some animals may require permits from the Wisconsin Department of Natural Resources. See <http://dnr.wi.gov>.

For information on obtaining an import permit:

- Online [https://datcp.wi.gov/Pages/Programs\\_Services/AnimalMovementPermit.s.aspx](https://datcp.wi.gov/Pages/Programs_Services/AnimalMovementPermit.s.aspx)
- Email [DATCPAnimalImports@wi.gov](mailto:DATCPAnimalImports@wi.gov)
- Call 608-224-4874

Requirements are subject to change as conditions warrant. For current information, check [https://datcp.wi.gov/Pages/Programs\\_Services/PetMovement.aspx](https://datcp.wi.gov/Pages/Programs_Services/PetMovement.aspx).

### **Circus, rodeo, racing and menagerie animals**

Note: Local jurisdictions may have requirements beyond the state requirements listed here.

Animals FROM WITHIN WISCONSIN must meet vaccination and testing requirements for their species. See these requirements earlier in this document.

Animals FROM OUTSIDE WISCONSIN need certificates of veterinary inspection (CVIs or health certificates) and vaccinations, identification, and tests required for their species. See these requirements earlier in this document.

They also need import permit numbers(Ref. s.ATCP 10.81, Wis. Admin. Code) if they are:

- Circuses and individual circus acts
- Rodeo stock other than individual participants' horses
- Multi-species menageries (defined as any animals kept in a collection primarily for purposes of exhibition or competition)
- Petting zoos

They do not need import permit numbers if they are:

- Rodeo horses owned by individual participants
- Single-species groups

Note: Some animals may not be brought to Wisconsin. These are North American prairie dogs and the following African species: tree squirrels, rope squirrels, dormice, Gambian giant pouched rats, brush-tailed porcupines and striped mice. Some animals may require permits from the Department of Natural Resources. See <https://dnr.wi.gov/topic/wildlifehabitat/captive.html>

For information on obtaining an import permit:

- Online [https://datcp.wi.gov/Pages/Programs\\_Services/AnimalMovementPermit.s.aspx](https://datcp.wi.gov/Pages/Programs_Services/AnimalMovementPermit.s.aspx)
- Email [DATCPAnimalImports@wi.gov](mailto:DATCPAnimalImports@wi.gov)
- Call 608-224-4874

Requirements are subject to change as conditions warrant. For current information, check

[https://datcp.wi.gov/Pages/Programs\\_Services/CircusesRodeosMenageries.aspx](https://datcp.wi.gov/Pages/Programs_Services/CircusesRodeosMenageries.aspx).

### **Guidelines for housing and managing animals**

The State Veterinarian recommends that exhibitors:

- Vaccinate breeding cattle against bovine viral diarrhoea (BVD) at least 30 days before the event
- Test cattle for BVD-PI by immunoperoxidase test, and bring to shows only if negative test
- Test cattle for Johne's disease by ELISA test, and bring to shows only if negative test
- Clean and disinfect vehicles used to transport animals to and from the show, and vehicles used on the grounds before, during, and after the show
- Isolate exhibited animals returning to their farms or animals purchased at the show for 21 days before mingling them with other stock
- Additional biosecurity recommendations can be found at: [www.youtube.com/widatcp](http://www.youtube.com/widatcp). Go to "Created Playlists" and "View Full Playlist" under "Farm Biosecurity Practices"

The State Veterinarian recommends that show organizers:

- House cattle separately from South American camelids, exotic ruminants, and poultry
- House cattle separately from small ruminants, especially sheep
- House ostriches, emus, rheas and cassowaries separately from domestic poultry
- House chickens and turkeys separately from waterfowl
- House swine separately from any other mammals
- Include a space for the premises registration code on livestock entry forms
- Provide hand-washing stations near all livestock facilities
- Provide individual watering and feeding troughs rather than common ones

### LOCAL REGULATIONS REGARDING THE EXHIBITS OF LIVESTOCK

Every effort will be made to make sure that all exhibitors comply with health regulations that are set forth in the premium book. These are set forth by the Department of Agriculture. Exhibitors can help ensure their own welfare if everybody will furnish the necessary forms to show that their animals are in good standing so far as health regulations are concerned. These forms will be checked and collected at the gate before unloading animals.

Certification that your animal/animals have not been treated with drugs, tranquilizers, etc. at the fair will be necessary. An animal entry "check in" form is located on the fair website which must be filled out and returned to the animal check in workers. Administration of any drugs should be approved by the Fair Veterinarian prior to administration. Failure to do so may result in loss of premium.

Any complaints regarding eligibility due to drugs shall be filed in WRITING. This complaint will be filed by any exhibitor with the species superintendent. Exhibitors of the livestock in both the Junior Fair and Open Class will be required to bring their own bedding and feed.

Exhibitors will make every effort to comply with the requests of the livestock superintendents and/or Fair Board members. Failure to do so will result in partial or total withholding of premiums.

### NATIONAL CODE OF SHOW RING ETHICS

Exhibitors of animals at livestock shows at all times deport themselves with honesty and good sportsmanship. Their conduct in this competitive environment shall always reflect the highest standards of honor and dignity to promote the advancement of agricultural education. This code applies to Junior as well as Open class exhibitors who compete in structured classes of competition. This code applies to all livestock offered in any event at a livestock show. In addition to the "National Code of Show Ring Ethics," fairs and livestock shows may have rules and regulations which they impose on the local, county, state, provincial and national levels. All youth leaders working with junior exhibitors are under an affirmative responsibility to do more than avoid improper conduct or questionable acts. Their moral values must be so certain and positive that those younger and more pliable will be influenced by their example. Owners, exhibitors, fitters, trainers and absolutely responsible persons who violate the code of ethics will forfeit premiums, awards and auction proceeds and shall be prohibited from future exhibition in accordance with the rules adopted by the respective fairs and livestock shows. Exhibitors who violate this code of ethics demean the integrity

of all livestock exhibitors and should be prohibited from competition at all livestock shows in the United States and Canada. The following is a list of guidelines for all exhibitors and all livestock in competitive events:

1. All exhibitors must present, upon request of fair and livestock show officials, proof of ownership, length of ownership and age of animals entered. Misrepresentation of ownership, age, or any facts relating thereto is prohibited.
2. Owners, exhibitors, fitters, trainers, or absolutely responsible persons shall provide animal health certificates from licensed veterinarians upon request by fair or livestock show officials.
3. Junior exhibitors are expected to care for and groom their animals while at fairs or livestock shows.
4. Animals shall be presented to show events where they will enter the food chain free of violative drug residues. The act of entering an animal in a livestock show is the giving of consent by the owner, exhibitor, fitter, trainer and/or absolutely responsible person for show management to obtain any specimens of urine, saliva, blood, or other substances from the animal to be used in testing. Animals not entered in an event which culminates with the animal entering the food chain shall not be administered in accordance with federal, state, and provincial statutes, regulations and rules affect the animal's performance or appearance at the event. If the laboratory report on the analysis of saliva, urine, blood, or other samples taken from livestock indicates the presence of forbidden drugs or medication, this shall be prima facie evidence such substance has been administered to the animal either internally or externally. It is presumed that the sample of urine, saliva, blood, or other substance tested by the laboratory to which it is sent is the one taken from the animal in question, its integrity is preserved and all procedures of said collections and preservation, transfer to the laboratory pertains to the sample taken from the animal in question and correctly reflects the condition of the animal at the time the sample was taken, with the burden of the owner, exhibitor, fitter, trainer, or absolutely responsible person to prove otherwise. At any time after an animal arrives on the fair or livestock show premises, all treatments involving the use of drugs and/or medications for the sole purpose of protecting the health of the animal shall be administered by a licensed veterinarian.
5. Any surgical procedure or injection of any foreign substance or drug or the external application of any substance (irritant, counterirritant, or similar substance) which could affect the animal's performance or alter its natural contour, confirmation, or appearance only and except for surgical procedures performed by a duly licensed veterinarian for the sole purpose of protecting the health of the animal, is prohibited.
6. The use of showing and/or handling practices or devices such as striking animals to cause swelling, using electrical contrivance, or other similar practices are not acceptable and are prohibited.
7. Direct criticism or interference with the judge(s), other exhibitors, fair or livestock show management, other exhibitors, breed representatives, or show officials duty shall be treated with courtesy, cooperation and respect and no person shall direct abusive or threatening conduct toward them.
8. No owner, exhibitor, fitter, trainer, or absolutely responsible person shall conspire with another person or persons to intentionally violate this code of ethics or knowingly contribute or cooperate with another person or persons either by affirmative action or inaction to violate this code of ethics. Violation of this rule shall subject such individual to disciplinary action.
9. The application of this code of ethics for absolute responsibility for an animal's condition by an owner, exhibitor, fitter, trainer, or participant whether or not he or she was actually instrumental in or had actual knowledge of the treatment of the animal in contravention of this code of ethics.
10. The act of entering an animal is the giving of consent by the owner, exhibitor, fitter, trainer, or absolutely responsible person to have disciplinary action taken by the fair or livestock show for violation of this Code of Show Ring Ethics and any other rules of competition of the fair or livestock show without recourse against the fair or livestock show. The act of entering an animal is the giving of consent that any proceedings or disciplinary action taken by the fair or livestock show may be published with the name of the violator or violators in any publication of the International Association of Fairs and Expositions, including Fairs and Expositions and any special notices to the members.
11. The act of entering of an animal in a fair or livestock show is the giving of verification by the owner, exhibitor, fitter, trainer, or absolutely responsible person that he or she has read the National Code of Show Ring Ethics and understands the consequences of, and penalties provided for actions provided by the code. It is further a consent that any action which contravenes these rules and is also in violation of federal, state, or provincial statutes, regulations, or rules may be released to appropriate law enforcement authorities with jurisdiction over such infractions. The Agricultural Society shall have power to discharge any judge or superintendent in any division if regarded by them incompetent, and the awards

made by the discharged judge shall be null and void. All awards shall be deemed final unless fraud can be proven to the satisfaction of the Agricultural Society. If, in the opinion of the judges, an entry is not consistent with requirements of the premium list, they must call on the Agricultural Society for information.

## JUDGING REGULATIONS

### **ATCP 160.91 Judging regulations.**

- (1) Judging shall be done at fairs by individuals who are registered with the department. In no case shall any person who is an officer or director of a fair be eligible to judge exhibits at such fair; nor shall any person interested directly or indirectly in exhibits shown in any department of a fair be eligible to judge articles or animals in that department.
- (1m)**
- (a) An individual shall register by submitting to the department an application. The department shall register all individuals who qualify to be judges, including having the knowledge, training, or experience in the specific classes to be judged and adhering to ethical judging practices. The registration is valid for five years.
- (b) An individual submitting an application after July 1 may not judge for the current fair year.
- (c) A fair representative may request the department waive par. (b) in cases of unanticipated emergency situations.
- (2) Each judge at a fair shall be provided with a copy of the fair's premium book or list of entry classes at least 7 days prior to the opening date of the fair.
- (3) No animal or article, irrespective of the number of entries in the class in which it is entered, shall be awarded a higher rating than its merit would entitle it to in comparison to the standard of perfection in the class.
- (4)
- (a) Danish system judging may be used in the junior fair division. State aid may not be paid on premiums awarded under the Danish system in any other division.
- (b) When classes in the junior fair division are judged according to the Danish system, 4 group placings shall be awarded in any class. When there are less than 8 exhibitors in the class, there shall not be more than 2 in the first group, not more than 4 in the first 2 groups and not more than 6 in the first 3 groups. If there are 8 or more entries in the class, there shall not be more than 25% in the first group, not more than 50% in the first 2 groups, and not more than 75% in the first 3 groups.
- (c) The number of awards in the last group placing may be increased to the extent necessary to give awards to all exhibitors.
- (4g) When classes in the junior fair division are judged using the conference judging system, the judge shall use sub. (4) (b) and (c) to award placements in a class.
- (5) If any class of exhibits at a fair is judged according to the regular system, the judges for that class may give only one first-place, one second-place, one third-place and one fourth-place award in that class.

## JUNIOR FAIR

The Monroe County 4-H organizations requires that any youth showing as a 4-H member at the Monroe County Fair must attend four (4) community club meetings a year to be sanctioned under the 4-H youth organization. If individual community clubs have more restricted by-laws, the Monroe County 4-H will uphold the club's by-laws above the county's minimum. Once your entries are in for your projects, exhibitors will be unable to switch the club or organization that they entered under after the entry deadline.

### ***Exhibitors in all departments must hold membership in Monroe County, State of Wisconsin and bona-fide youth organization(s)***

previously approved by the Monroe County Fair Board having adult leadership and an educational program approved by the local fair. All exhibits must be the result of labor of the exhibitor. Proof may be demanded if any exhibits are questioned and may be disqualified by the superintendent if not satisfactory. All members must be in good standing with their organizations. Decisions made by another WI DATCP Fair organization regarding banned members will be honored by the Monroe County Ag Society as a means of partnership and respect. This includes any conclusion made and timeframes imposed.

As shown on page (2) approved youth organizations by the Monroe County Ag Society: All Exhibits in the junior fair division shall be members of the 4-H, FFA, FHA-HERO, Boys & Girls Club, Scouting programs, church youth groups, breed groups, Wisconsin Junior Poultry Assn (WJPA).

Any youth organization not already approved by the Ag Society may make a request for approval by April 1 of the exhibit year. Exhibitor shall provide their

date of birth, proof of youth division membership and a statement of the education completed that qualifies for the organization and meets the state eligibility for exhibit. Educational meetings shall be completed in the animal species or area of the membership. A statement of qualifying education shall be submitted to the Fair Secretary by June 1<sup>st</sup> of the exhibit year. Exhibitors meeting these qualifications are eligible for prizes paid.

## ANIMAL HEALTH AND REGISTRATION PAPERS

Animal health certificates must be turned into a representative of the fair at the time animals are brought on the grounds to be unloaded. A fair representative will be at the gate off Grassman St. when you unload to collect your Animal Health Papers and your Animal Entry Form. You must have one form for each species for each load of animals. No animals will be allowed in the barns until these papers have been checked. These papers are left on file in the fair office until the last day of fair, at which time they may be picked up. It is a good idea to have health papers together in an envelope with your name on it. This eliminates confusion when papers are returned. Please be sure the certificates have the name of the exhibitor have the name of the exhibitor on them. If they do not, pencil in the proper name.

## ANIMAL HOUSING

**All exhibitors must exhibit their own livestock project, including showmanship.** In case of conflicts, permission must be obtained from the superintendent. All Junior Fair dairy will be housed in the Farm Progress 80 Building, if possible. Feed storage areas will be assigned in an adjacent area, if possible. All feed storage areas MUST be kept clean and neat at all times. Tack areas need to be marked with club names, or the club will not get a tack space. Exhibitors should keep no more than a day's supply of feed and bedding in the dairy barn. Animals may not be watered out of a community tank. Animals must be watered individually. Animals should be watered in the barn and not by the faucets/ Animals should be washed at the wash-rack and not by the barn. Small amounts of stall area will be assigned for show boxes.

## BEHAVIOR

**Any exhibitor caught smoking in the barns, drinking alcoholic beverages on the grounds, or creating a disturbance will be ruled out of competition, will lose his/her premium money, and will be suspended from exhibiting for one (1) year.**

***Alcohol and tobacco are prohibited in any of the public buildings. No alcohol will be tolerated in the youth barn areas or exhibit halls! No warnings will be issued; you will be asked to leave the grounds immediately. Thank you for your cooperation.***

## BEHAVIOR OF ANIMALS

Animals deemed questionable safety hazard (example - unruly) will be removed from the fairgrounds.

**DEPARTMENT 1 – DAIRY**  
**Merry Kuderer – Superintendent**

**DAIRY SHOW CLASS ORDER**

The dairy show will be a **ONE DAY SHOW** starting at **9:00AM on Friday**. The judging will follow the order listed by the classes listed below. Showmanship will be first, followed by heifers, cows and finally special classes.  
 Holstein and all colored breeds (Brown Swiss, Guernsey, Jersey, Other) will alternate.

(Example: Registered Holstein Heifer Calf, Registered Brown Swiss Heifer Class, Registered Guernsey Heifer Calf, Registered Jersey Heifer Calf, Registered Other Heifer Class, Grade Holstein Heifer Calf, Grade Brown Swiss Heifer Calf and so on.)  
 Classes will stay in order; there will be no skipping ahead to the next age bracket; we will simply skip the class and stay in order as listed.

**APPROXIMATE SHOW SCHEDULE**

**9:00 AM – SHOWMANSHIP**  
**1:15 PM – COW CLASSES AND SPECIAL CLASS AWARDS**  
**3:00 PM – LITTLE BRITCHES**

**SHOWMANSHIP INFORMATION**

The judge has the option to split showmanship classes at random to facilitate his/her judging. If classes are divided, the top of each heat will be combined to select the final places. All first-year awards will be awarded after Class A, Lot No. 3, and Beginner Showmanship. To be eligible to participate in Showmanship, an exhibitor must be entered and actively exhibiting in the Junior Fair. Exhibitors must show their own project animal in showmanship. Exhibitors may not show an animal belonging to a sibling or another exhibitor.

**Little Britches**

- Sign up on online form on website under fair forms!

**CLUB HERD**

A club herd consists of five (5) animals shown by a minimum of three leads people who are dairy project members in the club. Remainder of leads people for club herd must be a member of the youth group.

**EARLY RELEASE POLICY**

Only cattle entered in state breed shows will be granted an early release. Approval for early release must be obtained by exhibitor from department superintendent by Monday of fair week.

**WATER DUMPING**

**No dumping of water buckets in ANY walking areas. Please find a grassy spot or a drain area. This will be patrolled in 2026.**

**WASHING ANIMALS**

**Beef exhibitors have first access to the wash racks on Thursday morning to prepare for their show.**  
**Draft horses have first access to the was racks on Saturday and Sunday morning to prepare for their show.**

**CLASS A – SHOWMANSHIP**

If 16 or more animals are in any class, the class may be divided into 2 or more approximately equal classes and each group judged as a class.

Lot No.	Description	1 <sup>st</sup>	2 <sup>nd</sup>	3 <sup>rd</sup>	4 <sup>th</sup>
		3.00	2.50	2.00	1.50

1. Senior, 9<sup>th</sup> grade/over
2. Intermediate, 6<sup>th</sup>-8<sup>th</sup> grade
3. Beginner, 3<sup>rd</sup>-5<sup>th</sup> grade

**CLASS B – HOLSTEIN BREED CLASS (REGISTERED/GRADE)**

**CLASS C – BROWN SWISS (REGISTERED/GRADE)**

**CLASS D – GUERNSEY (REGISTERED/GRADE)**

**CLASS E – JERSEY BREED CLASS (REGISTERED/GRADE)**

**CLASS F – OTHER BREED CLASSES (REGISTERED/GRADE) AND DAIRY CROSSBREDS (CROSSBRED CLASS GRADE ONLY)**

	1 <sup>st</sup>	2 <sup>nd</sup>	3 <sup>rd</sup>	4 <sup>th</sup>
1. Registered Heifer Calf, Spring	9.00	8.00	7.00	5.00
2. Grade Heifer Calf, Spring				
3. Registered Heifer Calf, Winter				
4. Grade Heifer Calf, Winter				
5. Registered Heifer Calf, Fall				
6. Grade Heifer Calf, Fall				
7. Registered Heifer, Summer Yearling	11.00	9.00	7.00	5.00
8. Grade Heifer, Summer Yearling				
9. Registered Heifer, Spring Yearling				
10. Grade Heifer, Spring Yearling				
11. Registered Heifer, Winter Yearling				
12. Grade Heifer, Winter Yearling				
13. Registered Heifer, Fall Yearling				
14. Grade Heifer, Fall Yearling				
<b>*Registered Heifer Junior Champion</b>				
<b>*Grade Heifer Junior Champion</b>				
	12.00	10.00	8.00	6.00
15. Registered Cow, 2-Year-Old				
16. Grade Cow, 2-Year-Old				
17. Registered Cow, 3-Year-Old				
18. Grade Cow, 3-Year-Old				
19. Registered Cow, 4-Year-Old				
20. Grade Cow, 4-Year-Old				
21. Registered Cow, 5 Yr/Older				
22. Grade Cow, 5 Yr/Older				
23. Registered Dry Cow, 3 Yr/Older				
24. Grade Dry Cow, 3 Yr/Older				
<b>*Registered Cow, Senior Champion</b>				
<b>*Registered Cow, Reserve Senior Champion</b>				
<b>*Registered Grand Champion Female</b>				
<b>*Registered Reserve Grand Champion Female</b>				
<b>*Grade Cow, Senior Champion</b>				
<b>*Grade Cow, Reserve Senior Champion – Holstein Only</b>				
<b>*Grade Grand Champion Female</b>				
<b>*Grade Reserve Grand Champion Female – Holstein Only</b>				
<b>*Best Uddered Female – All Breeds Registered and Grade</b>				
<b>*Supreme Champion – All Breeds Registered and Grade</b>				
<b>*Club Herd – Only 4H &amp; FFA Clubs Eligible</b>				

**\*New for 2026 group classes are available in open class on page 49\***

**DEPARTMENT 2 – BEEF**  
**Jeff Bunker – Superintendent**

**All Beef (Junior & Open Class) Must Be In By 5:00pm On Tuesday Of Fair Week**

(Except for Market Classes, only purebreds with registration papers can be shown in the Beef Cattle Department, except in Commercial Class)

**MARKET BEEF WILL BE WEIGHED IN FROM 3:00PM – 5:00PM TUESDAY OF FAIR WEEK**  
**ALL MARKET ANIMALS WILL ONLY BE WEIGHED ONCE**

**WATER DUMPING**

No dumping of water buckets in ANY walking areas. Please find a grassy spot or a drain area. This will be patrolled in 2026.

**WASHING ANIMALS**

Dairy exhibitors have first access to the wash racks on Friday morning to prepare for their show.  
 Draft horses have first access to the was racks on Saturday and Sunday morning to prepare for their show.

*The beef show will be on Thursday at 9:00am The order of the show will follow fairbook lineup.*

**Little Britches**

- Sign up on online form on website under fair forms!

**CLUB HERD**

A club herd consists of four (4) animals, breeding stock only, shown by a minimum of three leads people who are beef project members in the club. Remainder of leads people for a club herd must be a member of the youth group. FFA and 4H groups only are eligible.

\*If 16 or more animals are in any class, the class may be divided into 2 or more approximately equal classes and each group judged as a class. A Champion and Reserve Champion will be selected for each showmanship group\*

**BREEDING CLASSES**

- CLASS A – ANGUS
  - CLASS B – CHAROLAIS
  - CLASS C – HEREFORD
  - CLASS D – LIMOUSIN
  - CLASS E – MAINE ANJOU
  - CLASS F – RED ANGUS
  - CLASS G – SHORT HORN
  - CLASS H – SIMMENTAL
  - CLASS I – ALL OTHER BREEDS
  - CLASS J – COMMERCIAL GRADES & CROSSBREDS
- (These commercial grades/crossbreds must be steers, not bulls. Enter steers in appropriate bull calf ages.)

**If any breed has less than three (3) animals, that class will be shown in the “All Other Breeds” class.**

Lot No. Description	1 <sup>st</sup>	2 <sup>nd</sup>	3 <sup>rd</sup>	4 <sup>th</sup>
	9.00	8.00	7.00	5.00

1. Jr. Bull Calf (Not Grade)
2. Sr. Bull Calf (Not Comm. Grade)

3. Jr. Heifer Calf	11.00	9.00	7.00	5.00
4. Sr. Heifer Calf				
5. Summer Yearling Heifer				
6. Jr. Yearling Heifer				
7. Sr. Yearling Heifer				

8. Cow/Calf Pair	9.00	8.00	7.00	5.00
9. Pair of Calves				

\*Champion Male

\*Champion Female

**CLASS K – BRED & OWNED CLASS**

All breeds will be shown against each other for one supreme champion. Animal must have been owned and bred by the exhibitor and animal must be registered in only the exhibitor’s name. (Papers must be provided)

Lot No. Description	1 <sup>st</sup>	2 <sup>nd</sup>	3 <sup>rd</sup>	4 <sup>th</sup>
1. Bred/Owned Female	8.00	7.00	6.00	5.00

**SHOWMANSHIP CLASS**

**CLASS L – SHOWMANSHIP**

To be eligible to participate in Showmanship, an exhibitor must be entered and actively exhibiting in the Junior Fair. Exhibitors must show their own project animal in showmanship. Exhibitors may not show an animal belonging to a sibling or another exhibitor.

Lot No. Description	1 <sup>st</sup>	2 <sup>nd</sup>	3 <sup>rd</sup>	4 <sup>th</sup>
	3.50	2.50	2.00	1.50

1. Beginner, 3<sup>rd</sup> – 5<sup>th</sup> Grade
2. Intermediate, 6<sup>th</sup> – 8<sup>th</sup> Grade
3. Senior, 9<sup>th</sup> Grade/Over

\*If 16 or more exhibitors/animals are in a class, the class may be divided into 2 or more approximately equal classes and each group judged as a class\*

**MARKET BEEF CLASSES**

Weight classes to be determined at fair time for each class after weigh-in. With a maximum of three market beef animals per exhibitor. If 16 or more animals are in any weight class, the class may be divided into 2 or more approximately equal classes and each group judged as a class. **Some market animals will be eligible for the Jr. Livestock Auction – (See Jr. Livestock Auction information at the end of the fairbook.)**

**CLASS M – FEEDER CALF (ALL BREEDS)**

Lot No. Description	1 <sup>st</sup>	2 <sup>nd</sup>	3 <sup>rd</sup>	4 <sup>th</sup>
1. Feeder Calf, Junior	8.00	7.00	6.00	5.00

**MARKET STEER CLASSES**

If any beef breed has less than three (3) animals, that breed will be shown in the “All Other Beef Breeds” class must not fit any other class. Animals exhibited in breed classes must be at least 50% that breed and show correct breed characteristics. **Some market animals will be eligible for the Jr. Livestock Auction – (See Jr. Livestock Auction information at the end of the fairbook.)**

**CLASS N – ANGUS**

**CLASS O – CHAROLAIS & CHAROLAIS CROSS**

**CLASS P – HEREFORD**

**CLASS Q – LIMOUSIN & LIMOUSIN CROSS**

**CLASS R – MAINE ANJOU & MAINE ANJOU CROSS**

**CLASS S – SHORT HORN & SHORT HORN CROSS**

**CLASS T – SIMMENTAL & SIMMENTAL CROSS**

**CLASS U – ALL OTHER BREEDS**

**CLASS V – BEEF CROSSBREEDS**

**CLASS W – DAIRY & BEEF STEER CROSS**

**CLASS X – DAIRY STEERS**

**CLASS Y – MARKET HEIFERS**

The minimum weight is the same as market beef. All other beef rules apply; market heifers can only be shown as market heifers and CANNOT be shown as a breeding heifer in the heifer show.

Lot No. Description	1 <sup>st</sup>	2 <sup>nd</sup>	3 <sup>rd</sup>	4 <sup>th</sup>
	8.00	7.00	6.00	5.00

1. 1<sup>st</sup> Market Beef
2. 2<sup>nd</sup> Market Beef
3. 3<sup>rd</sup> Market Beef

**CLASS Z – PAIR OF MARKET ANIMALS**

(Pairs may be two different breeds. Please indicate which breeds. All pairs will be shown in one class)

Lot No. Description	1 <sup>st</sup>	2 <sup>nd</sup>	3 <sup>rd</sup>	4 <sup>th</sup>
1. Pair of Market Animals	8.00	7.00	6.00	5.00

**CLASS AA – CARCASS**

Lot No. Description	1 <sup>st</sup>	2 <sup>nd</sup>	3 <sup>rd</sup>	4 <sup>th</sup>
1. Carcass	6.00	5.00	4.00	3.00

Animals must be a minimum of 235lbs to be eligible to sell in the Jr. Livestock Auction. **Some market animals will be eligible for the Jr. Livestock Auction – (See Jr. Livestock Auction information at the end of the fairbook.)**

Lot No. Description	1 <sup>st</sup>	2 <sup>nd</sup>	3 <sup>rd</sup>	4 <sup>th</sup>
	6.00	5.00	4.00	3.00

1. 1<sup>st</sup> Market Swine
2. 2<sup>nd</sup> Market Swine
3. 3<sup>rd</sup> Market Swine

**CLASS B - SHOWMANSHIP**

To be eligible to participate in Showmanship, an exhibitor must be entered and actively exhibiting in the Junior Fair. Exhibitors must show their own project animal in showmanship. Exhibitors may not show an animal belonging to a sibling or another exhibitor.

Lot No. Description	1 <sup>st</sup>	2 <sup>nd</sup>	3 <sup>rd</sup>	4 <sup>th</sup>
	3.00	2.50	2.00	1.50

1. Beginners, 3<sup>rd</sup> – 5<sup>th</sup> Grade
2. Intermediate, 6<sup>th</sup> – 8<sup>th</sup> Grade
3. Senior, 9<sup>th</sup> Grade/Above

**CLASS C – CARCASS**

Lot No. Description	1 <sup>st</sup>	2 <sup>nd</sup>	3 <sup>rd</sup>	4 <sup>th</sup>
1. Carcass	6.00	5.00	4.00	3.00

**DEPARTMENT 3 – SWINE**  
**Scott Von Haden – Superintendent**

**2026 NON - TERMINAL SWINE SHOW**

*The swine show will be on **Wednesday at 3:00pm**. The order of the show will be little britches and then the judge will decide if showmanship or market classes will be first.*

\*Swine will not be allowed to unload without proper health certificates. There will be absolutely NO clipping of hogs on the grounds.

**Little Britches**

- Sign up on online form on website under fair forms!

**SWINE WILL BE WEIGHED IN FROM  
5:00PM – 7:00PM ON TUESDAY OF FAIR WEEK  
ALL MARKET ANIMALS WILL ONLY BE WEIGHED  
ONCE**

**CLASS A – MARKET CLASSES**

Barrows or gilts may be entered. If 16 or more animals are entered in any class, the class may be divided into two or more approximately equal classes and each group judged as a class. Only one premium shall be awarded an exhibitor per class, except two may be awarded in the highest class. If an exhibitor has 2 pigs in the same weight class the exhibitor has the option of having another youth show one of them in that class or move one up to the next heavier weight class, except for the heaviest class. The exhibitor can have someone else show one of the swine if they have 2 in the heaviest class. The maximum is three animals per exhibitor in the market class.

**DEPARTMENT 4 – SHEEP**  
**Kori Blank – Superintendent**

All sheep need to have an official scrapies tag.

Drenching is strictly prohibited. Sheep must not proceed past the wash racks at any time. However, exhibitors are encouraged to use the show ring for exercise when not in use for other shows.

*The sheep show will be on **Thursday at 3:00pm**. The show will start with Lead Class then Little Britches and move to Open Class. We will then go into the Jr. Show in order of the fair book lineup. The judge will decide where showmanship goes during the JR. show.*

**SHEEP WILL BE WEIGHED IN FROM  
7:00PM – 9:00PM ON TUESDAY OF FAIR WEEK  
ALL MARKET ANIMALS WILL ONLY BE WEIGHED  
ONCE**

**\*SHEEP CAN ONLY BE WEIGHED IN WITH HALTERS  
ON, NO LEG WRAPS, COVERS, JACKETS, ETC.**

**ALL MARKET SHEEP MUST BE SLICK SHORN AT  
WEIGH IN'S\***

**Little Britches**

- Sign up on online form on website under fair forms!

**BREEDING CLASSES**

**CLASS A – HAMPSHIRE'S**

**CLASS B – DORSET**

**CLASS C – SHROPSHIRE**  
**CLASS D – SOUTH DOWN**  
**CLASS E – SUFFOLK**  
**CLASS F – ALL OTHER BREEDS**  
**CLASS G – CROSSBREDS**  
**CLASS H – WETHER TYPE EWES & RAMS**

Lot No. Description	1 <sup>st</sup>	2 <sup>nd</sup>	3 <sup>rd</sup>	4 <sup>th</sup>
	5.00	4.00	3.00	2.00
1. Spring Ram Lamb				
2. Winter Ram Lamb				
3. Fall Ram Lamb				
4. Yearling Ram				
5. Spring Ewe Lamb				
6. Winter Ewe Lamb				
7. Fall Ewe Lamb				
8. Yearling Ewe				
9. Mature Ewe				
10. Pair of Lambs				
11. Flock				
*Champion Male				
*Champion Female				

**CLASS J – MARKET CLASS**

Any breed. Animal must be a minimum of 110 lbs. to be eligible to sell at Livestock Show. The maximum is (3) three animals per exhibitor in Class J – Market Class.

Lot No. Description	1 <sup>st</sup>	2 <sup>nd</sup>	3 <sup>rd</sup>	4 <sup>th</sup>
	5.00	4.00	3.00	2.00
1. 1 <sup>st</sup> Market Lamb				
2. 2 <sup>nd</sup> Market Lamb				
3. 3 <sup>rd</sup> Market Lamb				
4. Pen of Market Lambs				

**CLASS K – MARKET WOOL/FLEECE**

Lot No. Description	1 <sup>st</sup>	2 <sup>nd</sup>	3 <sup>rd</sup>	4 <sup>th</sup>
	5.00	4.00	3.00	2.00
1. White Wool				
2. Solid Black				
3. Any other Solid Color				
4. Variegated				
5. Lead Class				

**Lead Class Rules:**

- Attire must incorporate the use of wool fiber/fabric. Percentage of wool in garment/fabric/accessories must be included when describing outfit in resume.
- Exhibitors must submit 2 copies of a typed resume to the fair office email: [mocofairwi@gmail.com](mailto:mocofairwi@gmail.com) by Monday of fair week including:
  - Description of outfit
  - How long you have been in the sheep project and somethings you have learned from showing sheep
  - Few interesting personal details, activities, or interests

**Judging Criteria:**

*Attire of Exhibitor*

- Use of Wool and percentage of wool in fabrics – 10 points
- Suitability of style – 10 points
- Fit of garment – 10 points
- Eye-appeal of complete outfit, including accessories and personal grooming – 10 points

*Sheep and Manner Handled*

- Sheep responds to halter for walking and standing – 15 points
- Clean, well-groomed, and conditioned sheep, appropriate halter – 15 points

*Personality and Showmanship*

- Poise, posture, and graceful movement while leading sheep – 15 points
- Self-confident, skilled modeling of outfit – 15 points

**CLASS L – SHOWMANSHIP**

To be eligible to participate in Showmanship, an exhibitor must be entered and actively exhibiting in the Junior Fair. Exhibitors must show their own project animal in showmanship. Exhibitors may not show an animal belonging to a sibling or another exhibitor.

Lot No. Description	1 <sup>st</sup>	2 <sup>nd</sup>	3 <sup>rd</sup>	4 <sup>th</sup>
	3.00	2.50	2.00	1.50
1. Beginners, 3 <sup>rd</sup> – 5 <sup>th</sup> Grade				
2. Intermediate, 6 <sup>th</sup> – 8 <sup>th</sup> Grade				
3. Senior, 9 <sup>th</sup> Grade/Over				

**CLASS M - CARCASS**

Lot No. Description	1 <sup>st</sup>	2 <sup>nd</sup>	3 <sup>rd</sup>	4 <sup>th</sup>
1. Carcass	6.00	5.00	4.00	3.00

**DEPARTMENT 5 – GOATS**  
**Tessa Jones - Superintendent**

*The goat show will be **Friday at 5:00pm**. The show will go in order of the fairbook with **Open Class** after Showmanship.*

**GOATS WILL BE WEIGHED IN FROM**  
**7:00PM – 9:00PM ON TUESDAY OF FAIR WEEK**  
**ALL MARKET ANIMALS WILL ONLY BE WEIGHED**  
**ONCE**

**\*GOATS CAN ONLY BE WEIGHED IN WITH HALTERS ON, NO LEG WRAPS, COVERS, JACKETS, ETC.\***

- All Goats will be checked in from 2:00pm – 3:00pm
- Exhibitor meeting in the show ring at 3:30pm

**DAIRY GOAT CLASSES**

- CLASS A – ALPINE**
- CLASS B – LA MANCHA**
- CLASS C – NUBIAN**
- CLASS D – NIGERIAN DWARF**
- CLASS E – ALL OTHER DAIRY BREEDS**
- CLASS F – CROSSBRED DAIRY**

**If any breed has less than three (3) animals, that class will be shown in the “All Other Breeds” class.**

Lot No. Description	1 <sup>st</sup>	2 <sup>nd</sup>	3 <sup>rd</sup>	4 <sup>th</sup>
	5.00	4.00	3.00	2.00
1. Jr. Doe Kid (less than 4 months old)				
2. Sr. Doe Kid (4-7 months old)				
*Jr. Division Champion				
3. Jr. Yearling (7-12 months old)				
4. Sr. Yearling (12-24 months old)				
*Yearling Division Champion				
	6.00	5.00	4.00	3.00
5. Mature Doe (24-36 months old)				
6. Aged Doe (36+ months old)				

- \*Mature/Aged Division Champion
- \*Overall Grand Champion Dairy Goat
- \*Reserve Grand Champion Dairy Goat

- 7. Dairy Wether Kid (less than 12 months old)
  - 8. Dairy Wether (12+ months old)
- (All above does must have freshened, including dry milkers)

**MEAT GOAT BREEDS**

**CLASS G – ANGORA**

**CLASS H – BOER**

**CLASS I – PYGMY**

**CLASS J – CROSSBRED MEAT BREED**

Lot No. Description	1 <sup>st</sup>	2 <sup>nd</sup>	3 <sup>rd</sup>	4 <sup>th</sup>
	5.00	4.00	3.00	2.00

1. Jr. Doe Kid (less than 4 months old)

2. Sr. Doe Kid (4-7 months old)

\*Jr. Division Champion

3. Jr. Yearling (7-12 months old)

4. Sr. Yearling (12-24 months old)

\*Yearling Division Champion

	6.00	5.00	3.00	2.00
--	------	------	------	------

5. Mature Doe (24-36 months old)

6. Aged Doe (36+ months old)

\* Mature/Aged Division Champion

\*Overall Grand and Reserve Meat Goat

**CLASS K – MARKET GOATS**

Lot No. Description	1 <sup>st</sup>	2 <sup>nd</sup>	3 <sup>rd</sup>	4 <sup>th</sup>
	5.00	4.00	3.00	2.00

1. 1<sup>st</sup> Market Goat

2. 2<sup>nd</sup> Market Goat

3. 3<sup>rd</sup> Market Goat

Champion & Reserve Champion Market Goat may be eligible for Jr. Livestock Auction. (See Jr. Livestock Auction information at the end of the fairbook)

**CLASS L – COMMERCIAL MEAT DOE**

Lot No. Description	1 <sup>st</sup>	2 <sup>nd</sup>	3 <sup>rd</sup>	4 <sup>th</sup>
	5.00	4.00	3.00	2.00

1. 1<sup>st</sup> Commercial Doe

2. 2<sup>nd</sup> Commercial Doe

3. 3<sup>rd</sup> Commercial Doe

**CLASS M – SHOWMANSHIP**

To be eligible to participate in Showmanship, an exhibitor must be entered and actively exhibiting in the Junior Fair. Exhibitors must show their own project animal in showmanship. Exhibitors may not show an animal belonging to a sibling or another exhibitor.

Lot No. Description	1 <sup>st</sup>	2 <sup>nd</sup>	3 <sup>rd</sup>	4 <sup>th</sup>
	3.00	2.50	2.00	1.50

1. Beginners, 3<sup>rd</sup> – 5<sup>th</sup> Grade

2. Intermediate, 6<sup>th</sup> – 8<sup>th</sup> Grade

3. Senior, 9<sup>th</sup> Grade/Over

**CLASS N – CARCASS**

Lot No. Description	1 <sup>st</sup>	2 <sup>nd</sup>	3 <sup>rd</sup>	4 <sup>th</sup>
1. Carcass	6.00	5.00	4.00	3.00

**DEPARTMENT 6 – HORSES  
TBD – SUPERINTENDENT**

**CLASS A – EQUINE PROJECT, NOT ALIVE**

(Entries should be brought to the white exhibit building and will be subject to the entry requirements of the building)

\*Bring entries to the natural science department\*

Lot No. Description	1 <sup>st</sup>	2 <sup>nd</sup>	3 <sup>rd</sup>	4 <sup>th</sup>
	1.75	1.50	1.25	1.00

1. Drawing/Painting and size pertaining to horses

2. Poster 14"x22" pertaining to horses or horse related item

3. Item made by exhibitor used in horse care, riding or rider use

4. Story limited to 500 words about a fiction or non-fiction story

5. Scrapbook with 10 described pictures pertaining to horses

6. Model horse with breed, color and activating attached to hind leg

7. Model horse set up (ex. barn/stable, show grounds, training area, etc.)

8. Display of 8 identified types of horse feed, including 2 of each grain, roughage and mixed concentrates

9. Display of 4 identified accepted beddings/footings used for horses

10. Display 1 tack item with all parts identified and their usage

11. Display 6 grooming items, identified and their usage

12. Pictures telling a story using 6 pictures and captions, any medium

**DEPARTMENT 7 – POULTRY  
Bernadette Adams & Sarah Flock –  
Co-Superintendents**

*The poultry show will be on Friday at 9:00am*

All poultry and waterfowl must originate from flocks designated as a US Pullorum-Typhoid Clean under the NPIP and accompanied by a VS Form 9-3 or originate from a NPPI affiliate flock and accompanied by a 9-3 or originate from a Wisconsin Test Flock or associate flock and be accompanied with documentation provided by the department certifying that they are a Wisconsin Test Flock or associate flock. Sexually mature birds that do not meet these requirements may qualify with documentation of a negative test for Pullorum-Typhoid conducted within 90-days prior to arrival at the exhibition.

\*Exhibitors may enter a maximum of 8 birds in the poultry department\*

**CLASS A – EGGS**

(Entry shall consist of 6 eggs and will be judged according to their symmetry, equal size and clarity of color)

Please bring your eggs the morning of the poultry show, eggs must be fresh, clean produced by own poultry, in egg carton cut in half. No Emu Eggs. No Wild Fowl Eggs.

Lot No. Description	1 <sup>st</sup>	2 <sup>nd</sup>	3 <sup>rd</sup>	4 <sup>th</sup>
---------------------	-----------------	-----------------	-----------------	-----------------

	1.75	1.50	1.25	1.00
1. 6 Chicken Eggs, White				
2. 6 Chicken Eggs, Brown				
3. 6 Chicken Eggs, Blue/Green				
4. 6 Domestic Turkey Eggs				
5. 6 Domestic Duck Eggs				
6. 6 Any Other Eggs, not listed above, same variety, standard or bantam				

**MARKET POULTRY**

**CLASS B – ROASTERS (2 Birds either sex, over 5lbs each)**

Lot No. Description	1 <sup>st</sup>	2 <sup>nd</sup>	3 <sup>rd</sup>	4 <sup>th</sup>
1. Roasters	2.00	1.75	1.50	1.25

**CLASS C – BROILERS (2 Young Birds, 2.5lbs – 5lbs each)**

Lot No. Description	1 <sup>st</sup>	2 <sup>nd</sup>	3 <sup>rd</sup>	4 <sup>th</sup>
1. Broilers	2.00	1.75	1.50	1.25

**MARKET WATERFOWL**

**CLASS D – YOUNG DUCK (either sex, 5lbs or more)**

Lot No. Description	1 <sup>st</sup>	2 <sup>nd</sup>	3 <sup>rd</sup>	4 <sup>th</sup>
1. Duck	2.00	1.75	1.50	1.25

**CLASS E – YOUNG GOOSE (either sex, 7.0lbs or more)**

Lot No. Description	1 <sup>st</sup>	2 <sup>nd</sup>	3 <sup>rd</sup>	4 <sup>th</sup>
1. Geese	2.00	1.75	1.50	1.25

**AMERICAN CLASS**

- CLASS AA – ALL ROCKS (BARRED, WHITE)
- CLASS AB – RHODE ISLAND RED
- CLASS AC – WYANDOTTES
- CLASS AD – NEW HAMPSHIRE
- CLASS AE – ANY OTHER AMERICAN VARIETIES

**ASIATIC CLASS**

- CLASS BA – COCHINS
- CLASS BB – ANY OTHER ASIATIC VARIETIES

**ENGLISH CLASS**

- CLASS CA – CORNISH
- CLASS CB – ORPINGTONS
- CLASS CC – AUSTRALORPS
- CLASS CD – ANY OTHER ENGLISH VARIETIES

**MEDITERRANEAN CLASS**

- CLASS DA – LEGHORNS
- CLASS DB – ANY OTHER MEDITERRANEAN VARIETIES

**CONTIENTAL CLASS**

- CLASS EA – POLISH
- CLASS EB – ANY OTHER CONTIENTAL VARIETIES

**ANY OTHER STANDARD BREED CLASSES**

- CLASS FA – GAMEBIRDS (MODERN & OLD ENGLISH)
- CLASS FB – ORIENTALS (SUMATRAS, YOKOHAMAS, PHOENIX)

- CLASS FC – MISC. (ARAUCANAS, AMERAUCANAS, FRIZZLES, NAKED NECKS, SULTANS)

**COMMERCIAL EGG LAYERS**

- GA – RED
- GB – WHITE EAR LOBE
- CROSSBRED STANDARD VARIETIES**

**CLASS HA – MEAT**

**CLASS HB – EGG**

**BANTAM CLASS**

**CLASS IA – SINGLE COMB CLEAN-LEGGED VARIETIES**

**CLASS IB – ROSE COMB CLEAN-LEGGED VARIETIES**

**CLASS IC – ANY OTHER COMB, CLEAN-LEGGED VARIETIES**

**CLASS ID – FEATHER LEGGED VARIETIES**

**CLASS IE – CROSSBRED BANTAM VARIETIES**

**DUCKS**

**CLASS JA – PEKIN**

**CLASS JB – ROUEN**

**CLASS JC – MUSCOVY**

**CLASS JD – RUNNER**

**CLASS JE – ANY OTHER STANDARD VARIETIES**

**CLASS JF – ANY BANTAM VARIETIES**

**GEESE**

**CLASS KA – AFRICAN**

**CLASS KB – CHINESE**

**CLASS KC – EMBDEN**

**CLASS KD – PILGRIM**

**CLASS KE – ANY OTHER STANDARD VARIETIES**

**EXOTIC CLASS**

**CLASS MA – PHEASANT, PATRIDGE, PEA FOWL**

**DOVES**

**CLASS NA – ALL DOVES**

**PIGEONS**

**CLASS OA – PERFORMING BREEDS (HOMERS, ROLLERS, TUMBLERS, ETC)**

**CLASS OB – UTILITY BREEDS (KINGS, CARNEAUS, MODAINS)**

**CLASS OC – FANCY BREEDS (FANTAILS, POUTERS, FRILLS, MODENAS, TRUMPETERS, ETC)**

\*CY = Current Year

Lot No. Description	1 <sup>st</sup>	2 <sup>nd</sup>	3 <sup>rd</sup>	4 <sup>th</sup>
	2.00	1.75	1.50	1.25

1. Old Female, hatched before 1/1/CY
2. Old Male, hatched before 1/1/CY
3. Young Female, hatched after 1/1/CY
4. Old Female, hatched after 1/1/CY

**PET WATERFOWL OR POULTRY BIRD**

**CLASS PA – Any single bird of either sex over 4 months old. (Judging based on appearance, health, condition and exhibitor’s knowledge of bird.) If entering this class, this is the only bird you can bring to the fair.**

Lot No. Description	1 <sup>st</sup>	2 <sup>nd</sup>	3 <sup>rd</sup>	4 <sup>th</sup>
	2.00	1.75	1.50	1.25

1. Any single bird of either sex

**SHOWMANSHIP**

**CLASS F – SHOWMANSHIP**

To be eligible to participate in Showmanship, an exhibitor must be entered and actively exhibiting in the Junior Fair. Exhibitors must show their own project animal in showmanship. Exhibitors may not show an animal belonging to a sibling or another exhibitor.

Lot No. Description	1 <sup>st</sup>	2 <sup>nd</sup>	3 <sup>rd</sup>	4 <sup>th</sup>
	3.00	2.50	2.00	1.50

1. Beginner, 3<sup>rd</sup> – 5<sup>th</sup> Grade

2. Intermediate, 6<sup>th</sup> – 8<sup>th</sup> Grade
3. Senior, 9<sup>th</sup> Grade/Above

**CROWING CONTEST**

**CLASS G – CROWING CONTEST**

Lot No. Description	1 <sup>st</sup>	2 <sup>nd</sup>	3 <sup>rd</sup>	4 <sup>th</sup>
	3.00	2.50	2.00	1.50

1. Crowing Contest – Rooster

\*Crowing Contest Rules:

Cages may be covered until the contest begins at 8:30am. Only one rooster will be permitted in each cage. No other bird may accompany competing bird during the contest. A judge will be assigned to each rooster to tally the number of times the bird crows in 15 minutes.

**DEPARTMENT 8 – RABBITS**  
**Haley Birkholz – Superintendent**

*The rabbit show will be on Thursday at 8:00am.*

Rabbit check-in time is Tuesday from 3:00pm-7:00pm. All Jr. Fair rabbits must make minimum weight for their breed standard. They must be weighed when you check-in with the superintendent.

Exhibitors must provide their own feed and water containers. Rabbits shown in breed classes must have a permanent ear tattoo. Make sure to list both class number and premium number. Judging based on conformation and breed characteristics for purebred classes. Exhibitors must be present to show their rabbits. There can be no nursing does. **ONLY** rabbits entered in classes will be allowed in a cage.

**PUREBRED**

**CLASS A – PUREBRED NEW ZEALANDS, ALL VARIETIES**

**CLASS B – PUREBRED CALIFORNIANS**

**CLASS C – PUREBRED SATINS, ALL VARIETIES**

**CLASS D – PUREBRED FLEMISH GIANTS, ALL VARIETIES**

**CLASS E – PUREBRED FRENCH LOPS**

**CLASS F – PUREBRED ENGLISH LOPS**

**CLASS G – PUREBRED MINI LOPS, ALL VARIETIES**

**CLASS H – PUREBRED HOLLAND LOPS, ALL VARIETIES**

**CLASS I – PUREBRED DUTCH, ALL VARIETIES**

**CLASS J – PUREBRED NETHERLAND DWARFS, ALL VARIETIES**

**CLASS K – PUREBRED MINI REX, ALL VARIETIES**

**CLASS L – PUREBRED JERSEY WOOLIES, ALL VARIETIES**

**CLASS M – PUREBRED REX, ALL VARIETIES**

**CLASS N – PUREBRED POLISH, ALL VARIETIES**

**CLASS O – PUREBRED ANGORAS, ENGLISH, FRENCH AND SATIN**

**CLASS P – SILVER FOX**

**CLASS Q – ANY OTHER SIX CLASS (USED MAINLY FOR MEAT OR SHOW)**

**CLASS R – ANY OTHER UNRECOGNIZED BREED (EX. CROSSBREED) \*NOT ELIGIBLE FOR BEST IN SHOW**

**CLASS S – ANY OTHER FOUR CLASS BREED (JUDGED ON INDIVIDUAL BREED STANDARD: DWARF HOTOT, AMERICAN FUZZY LOPS, OR LION HEAD)**

Lot No. Description	1 <sup>st</sup>	2 <sup>nd</sup>	3 <sup>rd</sup>	4 <sup>th</sup>
	2.00	1.75	1.50	1.25

1. Sr. Buck, 8 months/over
2. Sr. Doe, 8 months/over
3. Intermediate Buck, 6-8 months
4. Intermediate Doe, 6-8 months
5. Jr. Buck, under 6 months
6. Jr. Doe, under 6 months

\*(For information on Four or Six class breeds call superintendent at 608-343-8665 or go to [www.arba.net](http://www.arba.net))

**CLASS T – PET RABBIT**

A single rabbit of either sex over 6 months of age. Judging based on general appearance, health and condition. Temperament, grooming and exhibitor’s knowledge of their pet and rabbit care. If you are entering a rabbit in the PET RABBIT class, this is to be the only rabbit you bring to the fair.

Lot No. Description	1 <sup>st</sup>	2 <sup>nd</sup>	3 <sup>rd</sup>	4 <sup>th</sup>
1. Pet Rabbit	2.00	1.75	1.50	1.25

**CLASS U – MARKET RABBIT**

Market rabbits may not be shown in any other class. Some market animals will be eligible for the Jr. Livestock Auction. (See Jr. Livestock Auction information at the end of the fairbook.)

Lot No. Description	1 <sup>st</sup>	2 <sup>nd</sup>	3 <sup>rd</sup>	4 <sup>th</sup>
	2.00	1.75	1.50	1.25

1. Single Fryer, under 10 weeks of age and 3.5lbs to 5.5lbs
2. Roaster Rabbit, under 6 months of age and 5.5lbs to 9lbs
3. Meat Pen of 3 Rabbits, same breed/variety, under 10 weeks of age and 3.5lbs to 5.5lbs

**CLASS V – SHOWMANSHIP**

To be eligible to participate in Showmanship, an exhibitor must be entered and actively exhibiting in the Junior Fair. Exhibitors must show their own project animal in showmanship. Exhibitors may not show an animal belonging to a sibling or another exhibitor.

Lot No. Description	1 <sup>st</sup>	2 <sup>nd</sup>	3 <sup>rd</sup>	4 <sup>th</sup>
	3.00	2.50	2.00	1.50

1. Beginners, 3<sup>rd</sup> – 5<sup>th</sup> Grade
2. Intermediate, 6<sup>th</sup> – 8<sup>th</sup> Grade
3. Senior, 9<sup>th</sup> Grade/Above

**DEPARTMENT 9 – DOGS**  
**Jackie Menn – Superintendent**

**JUNIOR FAIR DOG SHOW**  
*OBEDIENCE & SHOWMANSHIP & RALLY OBEDIENCE*  
*Wednesday of Fair – 5:00 PM*  
*White Exhibit Building*  
*\*Exhibitors must check in at 4:30 PM\**

**JUNIOR FAIR DOG AGILITY**  
*Sunday of Fair – 9:00 AM*  
*Next to Horse Arena, NW Corner of Fairgrounds*  
*\*Exhibitors must check in at 8:30 AM\**

1. Exhibitors must provide proof that dogs have current distemper booster and rabies shots prior to training and showing. Proof of current county dog license is required upon request for all dogs exhibited.
2. A *Dog Project Registration Form* must be turned into the 4H trainer prior to training and showing. This form includes a health information section. If the exhibitor has not trained with the 4H, this form must be turned in to the superintendent prior to the show.
3. Exhibitors must have completed a formal obedience course.
4. An exhibitor may show more than one dog is shown in different obedience classes.
5. Exhibitors must have trained the dog(s) they are showing.
6. Dogs in season must be kept away from the show ring and shown at the end of the show. Contact the show superintendent to make arrangements.
7. No dogs will be allowed to practice in the show ring before the show.
8. Equipment needed to show in the obedience show-ring includes a six-foot long leather or nylon leash, chain or nylon training collar. If additional/other training collars or devices are necessary, the exhibitor will be showing as exhibition only, and will not be eligible for premiums.
9. Exhibitors should bring paper towels and plastic bags to clean up after their dogs.
10. Exhibitors are responsible for their dog's behavior at all times.
11. It is strongly encouraged that dogs be trained in showmanship exercises in order to enter showmanship classes at the fair.
12. All classes will be judged using the 4H rules.
13. First-year agility handlers must attend eight(8) weeks of obedience training and at least four(4) agility classes to show in agility at the fair.
14. Exhibitors who are showing in showmanship or agility must also enter in obedience class.

**CLASS A – BEGINNER PRE-NOVICE (on leash)**

Open to exhibitors having no previous experience in training and a dog that has had no previous training. Dogs must receive a score of 170 or more to advance to Pre-Novice A. Scores will NOT be considered for highest scoring dog. All work on leash; Heel, Figure 8, Sit for Examination; Recall (no finish); Sit/Stay.

**CLASS B – PRE-NOVICE A (on leash; members grades 3<sup>rd</sup> – 6<sup>th</sup>)**

Exhibitor has had no previous experience in training a dog, and dog has had no previous training. Except for beginner Pre-Novice.

**CLASS C – PRE-NOVICE A (on leash; members in grades 7<sup>th</sup>+) )**

Exhibitor has had no previous experience in training a dog, and dog has had no previous training. Except for beginner Pre-Novice. Heel on leash and figure 8; Stand for examination; Recall; Long sit (one minute); Long down (one minute) Group exercise.

**CLASS D – PRE-NOVICE B (on leash, grades 3<sup>rd</sup> – 6<sup>th</sup>)**

Exhibitor has had previous experience in training a dog, but is now training an untrained dog, or an inexperienced exhibitor is showing a previously trained dog. Heel on leash and figure 8; Stand for examination (one minute); Recall; Long down (one minute) Group exercise-sit and down stay, 1 minute each, on a 6-foot leash.

**CLASS D1 – PRE-NOVICE B (on leash, grades 7<sup>th</sup>+) )**

Exhibitor has had previous experience in training a dog, but is now training an untrained dog, or an inexperienced exhibitor is showing a previously trained dog. Heel on leash and figure 8; Stand for examination (one minute); Recall; Long down (one minute) Group exercise-sit and down stay, 1 minute each, on a 6-foot leash.

**CLASS E – GRADUATE BEGINNER**

Exhibitor has graduated from a pre-novice class but still needs additional training in some exercises on Heel on leash and figure 8 on leash. Stand for examination, recall, long sit (1 minute) and long down (1 minute) on leash. Note: This class is unique to Monroe County. Exhibitors showing at an event beyond the county level may be required to show in Novice. Group exercise-sit and day stay, 1 minute each, on a 6-foot leash.

**CLASS F – NOVICE A (exhibitor has never shown this dog in novice before)**

Heel on leash and figure 8; stand for examination; (off leash) Heel free; Recall; Group exercise-sit and down stay, 1 minute each, on a 6-foot leash.

**CLASS G – NOVICE B (exhibitor has shown the same dog in novice prior to the current year)**

Heel on leash and figure 8; stand for examination; (off leash) Heel free; Recall; Group exercise-sit and down stay, 1 minute each, one a 6-foot leash.

**CLASS H – GRADUATE NOVICE**

Heel on leash; Stand for Examination (off leash); Heel Free including Figure 8; Drop on Recall; Long Sit (2 minutes); Long Down (3 minutes) Handler in the ring. Leash dropped to side.

**CLASS I – PRE-OPEN**

Heel Free; Figure 8 Free; Drop on Recall; Retrieve Dumbbell on Flat; Broad Jump; Long Sit (3 minutes); Long Down (5 minutes) Handler in the ring. Off leash.

**CLASS K – PRE-UTILITY**

Signal Exercise; Retrieve over High Jump; Directed Retrieve; Directed Jump; Moving Stand for Examination.

### CLASS L – UTILILITY

Signal Exercise, Scent Discrimination; Directed Retrieve; Directed Jump; Moving Stand for Examination.

### CLASS M – PRE-NOVICE. BRACE

Exhibitor handles two (2) dogs simultaneously, following the Pre-Novice exercise as outlined in Class B.

### CLASS N – NOVICE BRACE

Exhibitor handles two (2) dogs simultaneously following the Novice exercise as outlined in Class E.

### CLASS O – PRE-NOVICE TEAM

Team – consisting of four (4) members, performing Pre-Novice exercise in unison.

### CLASS P – NOVICE TEAM

Team consisting of four (4) members performing the Novice exercise in unison.

Lot No. Description	1 <sup>st</sup>	2 <sup>nd</sup>	3 <sup>rd</sup>	4 <sup>th</sup>
	4.50	3.50	2.50	1.50

1. Dog Obedience
2. Exhibition Only RBN RBN RBN RBN

**\*HIGHEST SCORING DOG IN OBEDIENCE –**

**Awarded to exhibitor with the highest score in Obedience Classes B - L\***

### CLASS Q – SHOWMANSHIP

To be eligible to participate in Showmanship, an exhibitor must be entered and actively exhibiting in the Junior Fair. Exhibitors must show their own project animal in showmanship. Exhibitors may not show an animal belonging to a sibling or another exhibitor.

Lot No. Description	1 <sup>st</sup>	2 <sup>nd</sup>	3 <sup>rd</sup>	4 <sup>th</sup>
	3.50	3.00	2.50	2.00

1. 1<sup>st</sup> Yr Showman, all grades
2. Second- or Third-Year Showman, all grades
3. Four or more years in showmanship, all grades

### CLASS R – DOG AGILITY

1. Guidelines are based on but are not exactly those adopted for a Wisconsin 4H Agility Event.
2. Entries may be made in all levels A or B, or Advanced. That dog and handler have trained for. Contact 4H trainer if you have questions on what class(es) to enter.
3. A handler showing a dog who has achieved a title in any other agility venue but who is now showing an untrained dog should enter the appropriate level under the B listing.
4. Jump heights are 4", 8", 12", 16".

Lot No. Description	1 <sup>st</sup>	2 <sup>nd</sup>	3 <sup>rd</sup>	4 <sup>th</sup>
	4.50	3.50	2.50	1.50

1. JTTA-A – Jumps, Table, Tunnels.

On or off leash. All jump heights. Max. Course time 50 seconds for 7-10 obstacles. *Dog and handler team has not previously achieved a qualifying score in JTT or trained in a higher level of agility.*

2. JTT-B – Jumps, Table, Tunnels.

On or off leash. All jump heights. Max. Course time 50 seconds for 7-10 obstacles. *Dog and handler team has not previously achieved a qualifying score in JTT or trained in a higher level of agility.*

3. STANDARD A – A-Frame, dog walk, and weave poles added to JTT course.

On or off leash. All jump heights. Max. Course time 75 seconds for 10-15 obstacles. *Dog and handler team has tested out of JTT or has achieved a qualifying score in JTT-B but has not previously achieved a qualifying score in standard and has not trained for a higher level of agility.*

4. STANDARD B – A-Frame, dog walk, and weave poles added to JTT course.

On or off leash. All jump heights. Max. Course time 75 seconds for 10-15 obstacles. *Dog and handler team has tested out or has achieved a qualifying score in Standard A but has not gained competency in a higher level.*

5. Advanced Jumpers – Double or triple jumps, tire jumps, the broad jump, panel jump, additional weave poles and a closed tunnel (chute) may be added to Standard course. Must be run off leash. *There will be a maximum of twenty obstacles in this course. Dog and handler team has achieved a qualifying score in and course time will be 60 seconds. For time beyond 60 seconds, time penalties will be assessed.*

6. Advanced Standard – May include single, double and triple bar jump, tire jump, wing jumps, broad jump, panel jump, weave poles, open and closed tunnels, a pause table, A-frame (maximum height 4' 6"), dog walk and seesaw. Must be run off leash. *Dog and handler team has achieved a qualifying score in and course time will be 60 seconds. For time beyond 60 seconds, time penalties will be assessed.*

### CLASS T – RALLY OBEDIENCE

Lot No. Description	1 <sup>st</sup>	2 <sup>nd</sup>	3 <sup>rd</sup>	4 <sup>th</sup>
	4.50	3.50	2.50	1.50

1. Novice – This is fire level for those just getting started in competition.

A. All exercises are performed with the dog on leash. B. There is a requirement of 10-15 stations to complete with no changing paces during the course. C. Exhibitors at this level may clap their hands and pat their legs through the course.

2. Intermediate – Advanced course on leash.

3. Advanced – Includes more difficult exercises throughout the course.

A. All exercises are performed off-leash. B. There is a requirement 12-17 stations with no more than seven stationary exercises. C. Exercises include a jump as well as calling your dog to the front of you instead of to a heel position.

**DEPARTMENT 10 –  
ANIMAL & VETERINARY SCIENCE**

**CLASS A – VETERINARY SCIENCE, GRADES 3-7  
CLASS B – VETERINARY SCIENCE, GRADES  
8/ABOVE**

**(Open to members enrolled in a Veterinary Science Project)**

**(This may include displays on Beef, Swine, Sheep, Goat, Llama, Poultry, or Rabbit projects)**

Lot No.	Description	1 <sup>st</sup>	2 <sup>nd</sup>	3 <sup>rd</sup>	4 <sup>th</sup>
		1.75	1.50	1.25	1.00

1. Poster showing a health problem or disease an animal may have
2. Poster showing veterinary procedures you have assisted with, incl. explanation
3. Poster showing normal signs of a healthy animal
4. Scrapbook/poster showing your veterinary experiences
5. Any other exhibit related to veterinary science

**The following classes are open to members in the corresponding animal projects. They are NON-LIVE animal entries.**

**CLASS C – CAT PROJECT ACTIVITIES**

**CLASS D – DOG PROJECT ACTIVITIES**

**CLASS E – RABBITS AND POULTRY**

**CLASS F – CAVY, FISH, BIRD, HAMSTER, OR OTHER SMALL PET**

**CLASS G – BEEF, SWINE, SHEEP, GOAT**

**CLASS H – DAIRY**

**CLASS I – LLAMA/ALPACA**

Lot No.	Description	1 <sup>st</sup>	2 <sup>nd</sup>	3 <sup>rd</sup>	4 <sup>th</sup>
		1.75	1.50	1.25	1.00

1. Poster or scrapbook showing breeds of your animal species
2. Poster/scrapbook showing parts of your animal species
3. Poster/scrapbook about your participation in a show or other project activities
4. Poster/scrapbook about proper care and handling of your animal
5. Poster/scrapbook explaining development of your animal species from birth
6. Poster/scrapbook highlighting career(s) in animal science
7. Any other exhibit not listed

**SMALL PETS**

**Carol Las – Superintendent**

Judging will take place on Saturday of current fair year following the completion of the Cat Show (approx. 2:30pm) in the White Exhibit Building. All pets must be taken home following the judging. These classes are not open to dogs, cats, rabbits, poultry, waterfowl or pigeons.

If classes have less than 6 entries, it shall be at the discretion of the judge/superintendent to combine them and have a class of “any other animals”. Trophies will be presented likewise.

If there are enough entries, awards will be presented to: 1<sup>st</sup> Place Bird, 1<sup>st</sup> Place Reptile, 1<sup>st</sup> Place Small Animal, at the Small Pet Show.

**CLASS J – BOAR CAVY (any recognized breed)**

**CLASS K – BOAR CAVY (any recognized breed)**

Lot No.	Description	1 <sup>st</sup>	2 <sup>nd</sup>	3 <sup>rd</sup>	4 <sup>th</sup>
		2.00	1.75	1.50	1.25

1. Young (up to 4 months of age, less than 22 oz.)
2. Intermediate (4-6 months of age, 22 - 30 oz.)
3. Old (over 6 months of age, over 30 oz.)

**CLASS L – CAGED BIRDS**

Lot No.	Description	1 <sup>st</sup>	2 <sup>nd</sup>	3 <sup>rd</sup>	4 <sup>th</sup>
		2.00	1.75	1.50	1.25

1. Parakeet
2. Cockatiels
3. Small hooked bills (parrot, conure, etc.)
4. Large hooked bills (parrot, cockatoo, macaws, etc.)
5. Hard bills (finches, canaries, etc.)
6. Soft bills (mynas, jays, toucans, etc.)
7. Any other caged bird not listed

**CLASS M – SMALL, FUR-BEARING ANIMALS**

Lot No.	Description	1 <sup>st</sup>	2 <sup>nd</sup>	3 <sup>rd</sup>	4 <sup>th</sup>
		2.00	1.75	1.50	1.25

1. Ferrets
2. Chinchillas
3. Gerbils
4. Hamsters
5. Rodents (rats, mice, etc.)
6. Any other small fur-bearing animal not listed

**CLASS N – REPTILES AND AQUATIC PETS**

Lot No.	Description	1 <sup>st</sup>	2 <sup>nd</sup>	3 <sup>rd</sup>	4 <sup>th</sup>
		2.00	1.75	1.50	1.25

1. Betta-male
2. Betta-female
3. Goldfish
4. Any other fish not listed
5. Snakes
6. Turtles
7. Lizard and Iguanas
8. All amphibians (frogs, salamanders, etc.)
9. Any other reptile not listed

**DEPARTMENT 11 – LLAMAS/ALPACAS  
Kelly Squires – Superintendent**

*The llama show will be on Wednesday at 12:00pm.*

1. All exhibitors enter at their own risk.
2. Each exhibitor shall provide their own feeding and beddings and will be responsible for their own llamas/alpacas.
3. No llama/alpaca under the age of 5 months or intact male over the age of 24 months may be shown.
4. All general fairground rules and Administrative Code for County and District Fairs apply.
5. Llamas/alpacas participating in the show need not to be present during the entire fair.
6. Participant must own llama/alpaca shown or have worked with the leased animal during the year.
7. Badly behaved or poorly attended animals may be sent home.
8. Exhibitors can only enter in one department, Jr. Fair or Open Class. Open and 4H will show together to increase class sizes but will be placed separately.

\*Little Britches Classes are available in the open show under Open Class Llamas – Dept. 111

**CLASS A – COSTUME**

Lot No. Description	1 <sup>st</sup>	2 <sup>nd</sup>	3 <sup>rd</sup>	4 <sup>th</sup>
	5.00	4.00	3.00	2.00

1. Senior, 9<sup>th</sup> Grade/Above
2. Intermediate, 6<sup>th</sup> – 8<sup>th</sup> Grade
3. Beginner, 3<sup>rd</sup> – 5<sup>th</sup> Grade

**CLASS B – SHOWMANSHIP**

To be eligible to participate in Showmanship, an exhibitor must be entered and actively exhibiting in the Junior Fair. Exhibitors must show their own project animal in showmanship. Exhibitors may not show an animal belonging to a sibling or another exhibitor.

Lot No. Description	1 <sup>st</sup>	2 <sup>nd</sup>	3 <sup>rd</sup>	4 <sup>th</sup>
	5.00	4.00	3.00	2.00

1. Senior, 9<sup>th</sup> Grade/Above
2. Intermediate, 6<sup>th</sup> – 8<sup>th</sup> Grade
3. Beginner, 3<sup>rd</sup> – 5<sup>th</sup> Grade

**CLASS C – OBSTACLE**

Lot No. Description	1 <sup>st</sup>	2 <sup>nd</sup>	3 <sup>rd</sup>	4 <sup>th</sup>
	5.00	4.00	3.00	2.00

1. Senior, 9<sup>th</sup> Grade/Above
2. Intermediate, 6<sup>th</sup> – 8<sup>th</sup> Grade
3. Beginner, 3<sup>rd</sup> – 5<sup>th</sup> Grade

**CLASS D – LLAMA/ALPACA PROJECTS**

Lot No. Description	1 <sup>st</sup>	2 <sup>nd</sup>	3 <sup>rd</sup>	4 <sup>th</sup>
	2.00	1.75	1.50	1.25

1. Photos of llamas/alpacas
2. Fiber products

**DEPARTMENT 13 – CATS**

**Carol Las – Superintendent**

*Judging will take place on Saturday of current fair year in the White Exhibit Building at 1:00PM.*

Exhibitor must be present for judging. Animals must be taken home after judging and are not allowed to remain for the duration of the fair. Females who are pregnant or nursing kittens may not be shown. Rabies and distemper shots are required. Veterinarian check will begin around 12:00PM.

**CLASS A – KITTENS (4 – 8 months)**

Lot No. Description	1 <sup>st</sup>	2 <sup>nd</sup>	3 <sup>rd</sup>	4 <sup>th</sup>
	2.00	1.75	1.50	1.25

1. Long Haired Males (coat is more than 1” in length)
2. Long Haired Females (coat is more than 1” in length)
3. Short Haired Males (coat is less than 1” in length)
4. Short Haired Females (coat is less than 1” in length)

**CLASS B – ADULT CATS (OVER 8 MONTHS), 3<sup>RD</sup> – 4<sup>TH</sup> GRADE**

**CLASS C – ADULT CATS (OVER 8 MONTHS), 5<sup>TH</sup> – 6<sup>TH</sup> GRADE**

**CLASS D – ADULT CATS (OVER 8 MONTHS), 7<sup>TH</sup> GRADE/ABOVE**

Lot No. Description	1 <sup>st</sup>	2 <sup>nd</sup>	3 <sup>rd</sup>	4 <sup>th</sup>
	2.00	1.75	1.50	1.25

1. Long Haired Whole Female (un-spayed)
2. Short Haired Whole Female (un-spayed)
3. Altered (neutered) Long Haired Male
4. Altered (neutered) Long Haired Female
5. Altered (neutered) Short Haired Male
6. Altered (neutered) Short Haired Female

**DEPARTMENT 14 – PLANT & SOIL SCIENCE**

**Sally Teasdale – Superintendent**

**CLASS A – GRAIN AND CORN**

Lot No. Description	1 <sup>st</sup>	2 <sup>nd</sup>	3 <sup>rd</sup>	4 <sup>th</sup>
	3.00	2.75	2.50	2.25

1. Barley, 4 quarts (name variety)
2. Oats, 4 quarts (name variety)
3. Rye, 4 quarts
4. Wheat, 4 quarts (name variety)
5. Field Corn, six (6) ears (last years crop)
6. Dry Shell Corn, 5lbs
7. Soybeans, 5lbs

**CLASS B – SHEAVES OF GRAIN AND HAY**

Grain sheaves should be three inches at upper band and leaves stripped off the outside stems. Straw, full length minus roots. Hay sheaves should be two inches at lower band and cured out. Number of leaves and green color will determine placing.

Lot No. Description	1 <sup>st</sup>	2 <sup>nd</sup>	3 <sup>rd</sup>	4 <sup>th</sup>
	3.00	2.75	2.50	2.25

1. Sheaf of Oats
2. Sheaf of Wheat
3. Sheaf of Rye
4. Sheaf of Alfalfa (must be cured)
5. Sheaf of Clover, any kind
6. Sheaf of Brome Grass and Alfalfa
7. Sheaf of Mixed Forage

**CLASS C – COLLECTION OF WEEDS**

Lot No. Description	1 <sup>st</sup>	2 <sup>nd</sup>	3 <sup>rd</sup>	4 <sup>th</sup>
	3.00	2.75	2.50	2.25

1. Poster, identify 10 weeds by name, habitat, whether annual, biennial or perennial and date of collection.
2. Collection of 5 crop weeds (mounted specimens (herbarium), showing leaves and flowers or seed heads) – 1<sup>st</sup> year
3. Collection of 10 crop weeds (mounted specimens (herbarium), showing leaves and flowers or seed heads) – 2<sup>nd</sup> year

4. Collection of 15 crop weeds (mounted specimens (herbarium), showing leaves and flowers or seed heads) – 3+ years

**VEGETABLE CROPS**

All produce must be grown by the exhibitor. All entries must be properly named and entered under the correct class. Exhibitors entering both the Jr. Fair and Open Class need to bring two (2) exhibits, one for Jr. Fair and one for Open Class. Exhibitors must remove their vegetables from the exhibit area at release time on Sunday.

**EACH EXHIBITOR (NOT A PARENT OR ANOTHER EXHIBITOR), MUST ARRANGE HIS/HER OWN VEGETABLES. THIS WILL BE ENFORCED BY THE SUPERINTENDENT.**

**CLASS D – POTATOES**

(Exhibitor will need to bring 6 potatoes for each lot entered)

Lot No.	Description	1 <sup>st</sup>	2 <sup>nd</sup>	3 <sup>rd</sup>	4 <sup>th</sup>
		3.00	2.75	2.50	2.25

1. White Smooth Potatoes
2. Red Potatoes
3. Russet Potatoes

**VEGETABLE GARDEN**

Please note that Dept. 14, Class E and F Lot No. 7 – Brussel Sprouts (6) will be conferenced judged (\*\*) on Thursday, of current fair year. Judging times will be Class E Lot No. 7 – 12:45pm & Class F Lot No. 7 – 2:00pm. Please check in at the Plant and Soil Science Department at least 15 minutes before your designated judging times. Exhibitors not present for the judging will be given an automatic fourth place premium.

The following list indicates the number of specimens of different vegetables. No additional credit will be given to exhibits having an excess number of specimens beyond what is called for.

**CLASS E – INDIVIDUAL VEGETABLE ENTRIES, 3<sup>RD</sup> – 6<sup>TH</sup> GRADE**

**CLASS F – INDIVIDUAL VEGETABLE ENTRIES, 7<sup>TH</sup> GRADE/ABOVE**

Lot No.	Description	1 <sup>st</sup>	2 <sup>nd</sup>	3 <sup>rd</sup>	4 <sup>th</sup>
		3.00	2.75	2.50	2.25

1. Beans, Bush Green (8)
2. Beans, Bush Wax (8)
3. Any Other Fresh Bean (8), must be identified
4. Beets, round, Red Table (3)
5. Beets, red
6. Broccoli (one 4” min. floweret)
7. (\*\*)Brussel Sprouts (6)
8. Cabbage (1)
9. Carrots (3), 1 1/2” top left
10. Cauliflower, any variety (1)
11. Cucumbers, Pickling (6)
12. Cucumbers, Slicing (3)
13. Kohlrabi (3), 1” stem left on 1” root
14. Muskmelon, any variety (1)
15. Onion (6), trim top to 1” roots to base of bulb

16. Onions, - green bunching (6) trim tops to 7” – 8” and roots to 1/2”
17. Peas, pod, any variety (8)
18. Peppers, any sweet variety (3)
19. Peppers, any other variety (3)
20. Pumpkin (1)
21. Radishes, Red (6)
22. Radishes, White (6)
23. Rutabaga, any variety (1), 1 1/2” top left on
24. Squash, Zucchini (2)
25. Squash (1), any other summer variety identified
26. Sweet Corn (3), husked
27. Tomatoes, standard, identified (3)
28. Tomatoes, any other, identified (3)
29. Garlic, two bulbs, 1/2” root, 4” stock
30. Any other vegetable, correctly identified

**CLASS G – GARDEN BOX**

Each exhibitor, not a parent, must arrange his/her own vegetables. This will be enforced by the superintendent. A container will be provided by the fair. Only one garden box

**One specimen** – Cabbage, cauliflower, pie pumpkin, watermelon, squash, muskmelon, celery, rutabaga, broccoli  
**Two specimens** – Cucumbers (slicing), sweet corn, tomatoes, peppers, kohlrabi, onions, garlic  
**Three specimens** – potatoes, beets, carrots  
**Four specimens** – radishes, cucumbers (pickling), Brussel sprouts  
**Six specimens** – beans, pea pods

per exhibitor is allowed. The exhibitor will be judged 40% on quantity and 60% on quality.

Lot No.	Description	1 <sup>st</sup>	2 <sup>nd</sup>	3 <sup>rd</sup>	4 <sup>th</sup>
		3.00	2.75	2.50	2.25

1. First Year Gardening (4 different vegetables)
2. Second Year Gardening (5 different vegetables)
3. Advanced Gardening (6 different vegetables)

**A trophy will be given for the Best Garden Box**

**CLASS H – HERBS, FRESH-CUT IN WATER, 3 STEMS**

Lot No.	Description	1 <sup>st</sup>	2 <sup>nd</sup>	3 <sup>rd</sup>	4 <sup>th</sup>
		3.00	2.75	2.50	2.25

1. Basil
2. Parsley
3. Thyme
4. Dill
5. Mint
6. Chives
7. Oregano
8. Rosemary
9. Any Other, correctly identified

**CLASS I – HERBS, POTTED (MAX 10” DIAMETER)**

Lot No.	Description	1 <sup>st</sup>	2 <sup>nd</sup>	3 <sup>rd</sup>	4 <sup>th</sup>
		3.00	2.75	2.50	2.25

1. Basil, standard
2. Basil, dwarf
3. Parsley
4. Thyme
5. Mint

6. Chives
7. Oregano
8. Rosemary
9. Any Other, correctly identified

## DEPARTMENT 15 – FLOWERS & HOUSEPLANTS

**Barb Ornes & Dan Follendorf – Co-Superintendents**

\*\* Please note that Class A and B, Lot No. 12, Petunia, single, 3 blooms & Class E and F, Lot No. 12 Oxalis or Shamrock will be conferenced judged (\*\*) on Thursday, of current fair year at 2:00pm. If you have any entry in these lots, please check in at the Flowers and Houseplants Dept. at least 15 minutes before your designated judging time. Those exhibitors entered not present for the judging will be given an automatic fourth place premium.

### CLASS A – FLOWERS, GRADES 3<sup>RD</sup> – 6<sup>TH</sup>

### CLASS B – FLOWERS, GRADES 7<sup>TH</sup>/ABOVE

(Plants must be free from diseases and insects)

Lot No. Description	1 <sup>st</sup>	2 <sup>nd</sup>	3 <sup>rd</sup>	4 <sup>th</sup>
	3.00	2.75	2.50	2.25

1. Asters, 3 blooms
2. Bachelor Button, 3 blooms
3. Calendula, 3 blooms
4. Celosia, cockscomb crested, 3 blooms
5. Celosia, plumed, 3 blooms
6. Cosmos, 3 blooms
7. Marigold, single color, 2" diameter/smaller, 3 blooms
8. Marigold, bi-color, 2" diameter/smaller, 3 blooms
9. Marigold, any color, larger than 2" diameter, 3 blooms
10. Nasturtium, 3 blooms
11. Pansy, 3 blooms
- 12.(\*\*)Petunia, single, 3 blooms
13. Petunia, double, 3 blooms
14. Petunia, single rose, pink or red, 3 blooms
15. Petunia, single, white or yellow, 3 blooms
16. Petunia, single blue or lavender, 3 blooms
17. Petunia, single bi-color, 3 blooms
18. Salvia, 3 spikes
19. Snapdragons, short variety, 3 spikes
20. Snapdragons, tall variety, 3 spikes
21. Verbena, 3 blooms
22. Zinnia, small under 3", 3 blooms
23. Zinnia, large over 3", 3 blooms
24. Calla lily, single bloom
25. Dahlia, 3 blooms
26. Daylily, ditch lily, single stem w/blooms
27. Daylily Hemerocallis, single stem with blooms
28. Gladiolus, 1 spike
29. Liatris, 1 spike
30. Lily (lilium) any other, single stem
31. Lily (lilium) tiger, single stem
32. Phlox, single stem
33. Rose, hybrid tea, single stem
34. Rose, floribunda, single stem
35. Any other annual, 3 blooms, identify variety
36. Any other perennial, single stem, identify variety

### CLASS C – FLORAL ARRANGEMENTS, GRADES 3<sup>RD</sup> – 6<sup>TH</sup>

### CLASS D – FLORAL ARRANGEMENTS, 7<sup>TH</sup> GRADE/ABOVE

(Bouquets should have greenery from flowers used)

Lot No. Description	1 <sup>st</sup>	2 <sup>nd</sup>	3 <sup>rd</sup>	4 <sup>th</sup>
	3.00	2.75	2.50	2.25

1. Bouquet of Zinnias, 6 or more
2. Bouquet of Marigolds, 6 or more
3. Bouquet of Dahlias, 6 or more
4. Bouquet of Annuals, 6 or more
5. Bouquet of Perennials, 6 or more
6. Miniature arrangement (under 3" x 3" inch container)
7. Arrangement for birthday/holiday
8. Fresh arrangement of wildflowers and roadside weeds, grasses, ferns, berries, etc.
9. Dried arrangement (flowers, weeds, herbs) using 3 or more
10. Any live arrangement using purchased flowers
11. Arrangement/bouquet using club themes

*A "Best of Fair Flower Arrangement" plaque will be given to the best arrangement in Class A-D*

### CLASS E – HOUSEPLANTS, 3<sup>RD</sup>-6<sup>TH</sup> GRADES

### CLASS F – HOUSEPLANTS, 7<sup>TH</sup> GRADE/ABOVE

One (1) plant per container. Plants may have been started within the last two years. Plants must be free from diseases and insects.

Lot No. Description	1 <sup>st</sup>	2 <sup>nd</sup>	3 <sup>rd</sup>	4 <sup>th</sup>
	3.00	2.75	2.50	2.25

1. African Violet, in bloom
2. African Violet, not in bloom
3. Cactus
4. Citrus Plant
5. Dieffenbachia
6. Desert Garden (cacti or succulents) minimum 3 varieties
7. Devil's Ivy (pothos)
8. Dish Garden, minimum 3 varieties
9. Dracaena
10. Fern
11. Ivy
- 12.(\*\*) Oxalis or Shamrock
13. Philodendron
14. Prayer Plant
15. Rex Begonia
16. Sansevieria (birds' nest, mother-in-law tongue)
17. Schefflera
18. Spider Plant
19. Succulent (no cactus)
20. Terrarium, minimum 3 varieties
21. Wandering Jew
22. Any other flowering plant
23. Any other foliage vine
24. Any other foliage plant

*A "Best of Fair Plant" plaque will be donated by Moseley's Roadside Market, Warrens to the best houseplant in Lot No. 1-25*

*The best Junior Fair First. Year exhibitor in Houseplants, Grades 3-6, Dept. 15, Class E, will receive a plaque donated by the Family of Margaret K. Wagner*

**CLASS G – POTTED OUTDOOR PLANTS, GRADES 3<sup>RD</sup> – 6<sup>TH</sup>**

**CLASS H – POTTED OUTDOOR PLANTS, 7<sup>TH</sup> GRADE/ABOVE**

Lot No. Description	1 <sup>st</sup>	2 <sup>nd</sup>	3 <sup>rd</sup>	4 <sup>th</sup>
	3.00	2.75	2.50	2.25

1. Begonia, fibrous, single plant
2. Begonia, tuberous, single plant
3. Coleus, single plant
4. Fuchsia, single plant
5. Geranium, blooming, single plant
6. Hanging planter, min. 3 varieties
7. Hanging planter, single variety
8. Impatiens, single plant
9. Planter, minimum 3 varieties, not hanging
10. Any other single outdoor plant
11. Fairy Garden
12. Begonia, Angel Wing, single plant
13. Succulent garden outdoor, minimum 3 varieties

**CLASS I – PLANT CRAFTS (3<sup>RD</sup> – 6<sup>TH</sup> GRADE)**

**CLASS J – PLANT CRAFTS (7<sup>TH</sup> GRADE/ABOVE)**

*Exhibitor must be enrolled in Plant Crafts Project. Dried flowers and plants need not have been grown by exhibitor. Ribbon, artificial berries, woods, etc. may be used as accents.*

Lot No. Description	1 <sup>st</sup>	2 <sup>nd</sup>	3 <sup>rd</sup>	4 <sup>th</sup>
	3.00	2.75	2.50	2.25

1. Dried arrangement of any plant craft material, in a vase, basket or other appropriate container
2. Dried arrangement using cultivated or other garden flowers, in a vase, basket or other app. container
3. Natural wreath (grapevine, pinecone, straw, etc.) Decorated w/ natural materials
4. Christmas wreath using primarily fresh natural materials
5. Holiday arrangement for wall using dried natural materials, no wreaths
6. Non-holiday arrangement for wall using dried natural materials, no wreaths
7. Corsage or boutonniere using fresh materials (no purchased flowers)
8. Corsage or boutonniere using dried materials
9. Swag using natural materials

**CLASS K – SILK FLOWERS (3<sup>RD</sup> – 6<sup>TH</sup> GRADE)**

**CLASS L – SILK FLOWERS (7<sup>TH</sup> GRADE/ABOVE)**

Lot No. Description	1 <sup>st</sup>	2 <sup>nd</sup>	3 <sup>rd</sup>	4 <sup>th</sup>
	3.00	2.75	2.50	2.25

1. Wall décor using primarily silk flowers
2. Centerpiece arrangement using primarily silk flowers
3. Christmas wall decoration using primarily silk flowers
4. Christmas centerpiece arrangement using primarily silk flowers

5. Other holiday wall décor using primarily silk flowers
6. Other holiday centerpiece arrangement using primarily silk flowers
7. Corsage or boutonniere using silk flowers
8. Swag
9. Decoration using club theme

**CLASS M – LAWNS**

Lot No. Description	1 <sup>st</sup>	2 <sup>nd</sup>	3 <sup>rd</sup>	4 <sup>th</sup>
	3.00	2.75	2.50	2.25

1. Before/after pictures with story on seed used, fertilizer and weed control

**CLASS N – LANDSCAPING/HOME GROUNDS**

Lot No. Description	1 <sup>st</sup>	2 <sup>nd</sup>	3 <sup>rd</sup>	4 <sup>th</sup>
	3.00	2.75	2.50	2.25

1. Two (2) scale designs of areas before and after work. Show work done. Give names/descriptions of trees, shrubs and plants used.
2. Scrapbooks, posters (14"x22") and other home landscaping exhibit
3. Diagram and pictures of your garden or flower bed, listing varieties planted
4. Diagram and pictures showing progress of garden or flower bed, list varieties, planting dates, growing conditions such as soil types, light, etc. and if a specific garden type (ex. butterfly, etc.)

**CLASS O – PLANTERS**

**Club Planter/Barrel – 12"x12" up to 14"x14"**

Lot No. Description	1 <sup>st</sup>	2 <sup>nd</sup>	3 <sup>rd</sup>	4 <sup>th</sup>
1. Planter or Barrel	8.00	7.00	6.00	5.00

**DEPARTMENT 16 – NATURAL SCIENCE**  
**Sally Teasdale – Superintendent**

(All collections must be mounted and correctly identified. Posters must be on 14"x22" poster board)

**CLASS A – WILDFLOWERS**

Lot No. Description	1 <sup>st</sup>	2 <sup>nd</sup>	3 <sup>rd</sup>	4 <sup>th</sup>
	3.00	2.75	2.50	2.25

1. A booklet of two maps showing area where wildflowers grow. Mark/identify on map the wildflowers that grow in each ecosystem. Describe the ecosystems the wildflowers are growing in. (3<sup>rd</sup> – 6<sup>th</sup> grade)
2. A booklet of two maps showing area where wildflowers grow. Mark/identify on map the wildflowers that grow in each ecosystem. Describe the ecosystems the wildflowers are growing in. (7<sup>th</sup> grade/above)
3. 10 colored photos of wildflowers taken by exhibitor w/ identification. (3<sup>rd</sup> – 6<sup>th</sup> grade)
4. 15 colored photos of wildflowers taken by exhibitor w/ identification (7<sup>th</sup> grade/above)
5. Poster (14"x22") showing protected wildflowers

6. Poster/scrapbook of 5 invasive species, identified & common location found (3<sup>rd</sup> – 6<sup>th</sup> grade)
7. Poster/scrapbook of 10 invasive species, identified & common location found (7<sup>th</sup> grade/above)
8. Any other exhibit related to Wildflower Project

#### CLASS B – BIRDS

Lot No.	Description	1 <sup>st</sup>	2 <sup>nd</sup>	3 <sup>rd</sup>	4 <sup>th</sup>
		3.00	2.75	2.50	2.25

1. Birdfeeder, include a list of birds seen using it and their feed preferences
2. Birdhouse, include a list of birds observed using it
3. Scrapbook of 10 birds giving name, food habits, migratory habits, habitat and nesting habits
4. Any other exhibit related to birds

#### CLASS C – FORESTRY

Lot No.	Description	1 <sup>st</sup>	2 <sup>nd</sup>	3 <sup>rd</sup>	4 <sup>th</sup>
		3.00	2.75	2.50	2.25

1. Exhibit of 10 identified leaves, dried & pressed, 3<sup>rd</sup> – 6<sup>th</sup> grade
2. Exhibit of 15 identified leaves, dried & pressed, 7<sup>th</sup> grade/above
3. Exhibit of 5 or more Butt Cuts, up to 5" in diameter, labeled
4. Collection (5-10) of tree seeds, labeled, 3<sup>rd</sup> – 6<sup>th</sup> grade
5. Collection (5-10) of tree seeds, labeled, 7<sup>th</sup> grade/above
6. Tree Identification Poster: How to identify trees using a drawing or combination of drawing and actual twigs and bark
7. Display of an Old and Current Photo of the same area. Compare different trees found growing in both photos. Include summary of environmental cultural changes that have occurred.
8. Mounted Butt Cut to show growth rings. Label parts, list age of trees, species, diameter increase in last 10 years and greatest number of rings per inch.
9. Any other exhibit related to forestry project
10. Poster of equipment used in making maple syrup
11. Poster that diagrams maple syrup process from tapping to final product
12. Booklet of photos w/ captions and/or written paragraphs showing the maple syrup process

#### CLASS D – INSECTS (ENTOMOLOGY)

(Exhibits should no contain endangered or protected species)

Lot No.	Description	1 <sup>st</sup>	2 <sup>nd</sup>	3 <sup>rd</sup>	4 <sup>th</sup>
		3.00	2.75	2.50	2.25

1. 10 Identified Insects – First Year Members
2. Insect Collection; add 10 new insects to collection each year (2<sup>nd</sup> Yr+)
3. Collection of 4 or more Cocoons or Chrysalises and the emerged Butterfly or Moth, labeled
4. Display of 3 plant insect pests w/name, damage caused and control
5. Display of 5 plant insect pests w/name, damage caused and control
6. Poster or mounted specimens showing Life Cycle of Insect from egg to adult
7. Display/Poster of insect body parts, labeled
8. Any other exhibit related to insect project

#### CLASS E – WILDLIFE

Lot No.	Description	1 <sup>st</sup>	2 <sup>nd</sup>	3 <sup>rd</sup>	4 <sup>th</sup>
		3.00	2.75	2.50	2.25

1. Poster, 12 Animal Track Drawings, labeled
2. Display of Plaster Casts of Birds or Wild Animal Tracks, 5/more
3. Poster or Scrapbook w/ drawings or pictures of 5 or more Wisconsin wildlife species. Describe habitat, food and predators.
4. Poster depicting Food Chain Cycle
5. Map drawing of an area showing Fence Rows, waste areas, Wood-land and Brush available for wildlife. Describe wildlife usage of area.
6. Any other exhibit related to wildlife project.

#### CLASS F – FISHING

Lot No.	Description	1 <sup>st</sup>	2 <sup>nd</sup>	3 <sup>rd</sup>	4 <sup>th</sup>
		3.00	2.75	2.50	2.25

1. Lure Display on a 2'x2' flat wooden board. Include 3 jigs, 3 spoons, 3 spinners, 3 crank baits, labeled
2. Display showing parts of a fish
3. Display showing types of bait (poster, etc.)
4. Scrapbook of fishing trip w/ photos. Include brief description of what was learned or tried, weather/lake conditions, kinds of fish caught
5. Fish cleaning board
6. Poster identifying varieties of fish in Wisconsin
7. Poster identifying fishing equipment
8. Poster identifying parts of fishing rod
9. Display showing types of fishing knots
10. Display showing types of fishing tackle
11. Tackle box inventory checklist
12. Decorated lure or jig
13. Fly wallet
14. Artificial fly
15. Poster w/Wisconsin fishing laws
16. Soda bottle trap
17. Display w/ parts of a fishing reel
18. Display showing how to make artificial lures and flies
19. Display showing how to de-barb and sharpen hooks
20. Any other exhibit related to fishing project

#### CLASS G – SHOOTING SPORTS

*To be eligible to compete for fair premiums, each member must attend 80% of the shooting sports scheduled sessions. Classes will be determined by grade this year. Please include grade on entry form. The competition shoots will be held at the class of each discipline; Archery, Air Rifle, .22 and Shotgun. Target and ribbon placing will be displayed in the White Exhibit Building during the fair.*

All air rifle participants will shoot from 10 yards. Grades 3-5 will shoot 5 shots each in the prone, kneeling & standing positions using the single spot targets. You may only enter one lot numbering Air Rifle.

Lot No.	Description	1 <sup>st</sup>	2 <sup>nd</sup>	3 <sup>rd</sup>	4 <sup>th</sup>
		3.00	2.75	2.50	2.25

1. Air Rifle – grade 3 open sights
2. Air Rifle – grade 3 w/ scope
3. Air Rifle – grade 4 open sights
4. Air Rifle – grade 4 w/ scope
5. Air Rifle – grade 5 open sights

6. Air Rifle – grade 5 w/ scope

Grades 6-8 & 9+ will shoot 5 shots each in the prone, kneeling & standing position using the 5-spot targets.

- 7. Air Rifle – grades 6-8 open sights
- 8. Air Rifle – grades 6-8 w/ scope
- 9. Air Rifle – grades 9+ open sights
- 10. Air Rifle – grades 9+ w/ scope

All grades will shoot at a 4-spot target, 4 shots at each spot.

- 11. Air Pistol – grades 3-5
- 12. Air Pistol – grades 6-8
- 13. Air Pistol – grades 9+

Archery competitors will be determined by type of equipment used. Barebow (no sights or releases), Limited (can use sights, but no release), and Unlimited

(sights & releases). Archery will shoot 4 rounds of 5 arrows. Top score would be 100. This follows state competition rules. Also Grade 3-5 will shoot at 10 yds, Grade 6-8 will shoot at 15 yds, and Grade 9+ will shoot at 20 yds. You may only enter one lot number in Archery.

- 14. Archery – grades 3-5, barebow
- 15. Archery – grades 3-5, limited
- 16. Archery – grades 3-5, unlimited
- 17. Archery – grades 6-8, barebow
- 18. Archery – grades 6-8, limited
- 19. Archery – grades 6-8, unlimited
- 20. Archery – grades 9+, barebow
- 21. Archery – grades 9+, limited
- 22. Archery – grades 9+. Unlimited

Shotgun members will shoot trap 5 shots at each station for a total of 25 shots. We will also offer skeet.

- 23. Shotgun – 1<sup>st</sup> time, any age, trap (must be 12 years & completed hunter’s safety)
- 24. Shotgun – grade 7-8, trap
- 25. Shotgun – grade 9-10, trap
- 26. Shotgun – grade 11/up, trap
- 27. Shotgun – 1<sup>st</sup> time, any age, skeet (must be 12 years & completed hunter’s safety)
- 28. Shotgun – grade 7-8, skeet
- 29. Shotgun – grade 9-10, skeet
- 30. Shotgun – grade 11/up, skeet

“.22” members will shoot 5 shots each in prone, kneeling & standing position using a 5-spot target. You may only enter one lot number in “.22”

- 31. “.22” – 1<sup>st</sup> time, open sights (must be 12 years & completed hunter’s safety)
- 32. “.22” – 1<sup>st</sup> time, w/ scope (must be 12 years & completed hunter’s safety)
- 33. “.22” – grade 7-8 open sights
- 34. “.22” – grade 7-8 w/ scope
- 35. “.22” – grade 9-10 open sights
- 36. “.22” – grade 9-10 w/ scope
- 37. “.22” – grade 11/up open sights
- 38. “.22” – grade 11/up w/ scope

Muzzle loader members will shoot 3 shots in the standing position at a single spot target

- 39. Muzzle loader – grade 6-8
- 40. Muzzle loader – grade 9/up
- 41. Poster – Gun Types, label all parts
- 42. Poster illustration safety tips for gun handling
- 43. Display of empty shells
- 44. Any other exhibit related to firearms
- 45. Poster illustrating parts of compound bow (label parts)
- 46. Poster illustrating archery safety tips
- 47. Any other exhibit related to archery
- 48. Any muzzle loading exhibit
- 49. Poster or notebook (w/ photos) illustrating successful deer hunting season (including explanations)
- 50. Poster/notebook illustrating any other hunting season (duck, rabbit, etc.) including explanation of photos
- 51. Notebook illustrating/designing a hunting trip (including photos, safety, guns to be used etc.)

**CLASS H – SOIL AND WATER MANAGEMENT**

Lot No.	Description	1 <sup>st</sup>	2 <sup>nd</sup>	3 <sup>rd</sup>	4 <sup>th</sup>
		3.00	2.75	2.50	2.25

- 1. Farm/Neighborhood soil map
- 2. Conservation plan for farm or neighborhood
- 3. Collection of 5 photos showing erosion. Describe plants or other means which could be used to correct erosion problem in each photo
- 4. Any other soil & water management exhibit

**CLASS I – RECYCLING (3<sup>RD</sup> – 5<sup>TH</sup> GRADE)**

**CLASS J – RECYCLING (6<sup>TH</sup> – 8<sup>TH</sup> GRADE)**

**CLASS K – RECYCLING (9<sup>TH</sup> GRADE/ABOVE)**

Lot No.	Description	1 <sup>st</sup>	2 <sup>nd</sup>	3 <sup>rd</sup>	4 <sup>th</sup>
		3.00	2.75	2.50	2.25

- 1. Small (up to 6”) decorative article made from recycled materials
- 2. Large (7”/above) decorative article made from recycled materials
- 3. Small (up to 6”) useful article made from recycled materials
- 4. Large (7”/ above) useful article made from recycled materials
- 5. Recycled/decorated kitchen gadget
- 6. Recycled garment, state what from and how made
- 7. Any recycled article made by knitting or crocheting
- 8. Any other exhibit related to recycling project (ex. poster, booklet, display)
- 9. Composting – poster of the process w/ diagrams of compost bin, do’s & don’ts, reason for doing
- 10. Build a compost column, “Budding Gardeners” Include list of ingredients, when started, dates items were added or stirred, etc.

*Entries in Lot No. 1-7 would be eligible for special Recycling Awards sponsored by Monroe County Solid Waste Department if they have a 3”x5” index card securely attached to the entry with the following information; where the materials came from, how each item was constructed, what inspired the exhibitor to make the item and what it can be used for.*

**CLASS L – BEES AND HONEY**

Lot No. Description	1 <sup>st</sup>	2 <sup>nd</sup>	3 <sup>rd</sup>	4 <sup>th</sup>
	3.00	2.75	2.50	2.25

1. 8oz. Jar Honey (leave ½” headspace)
2. Comb of Honey, wrapped in plastic wrap
3. Display of Honeybees and Queen Bee

**CLASS M – ADVENTURES**

Lot No. Description	1 <sup>st</sup>	2 <sup>nd</sup>	3 <sup>rd</sup>	4 <sup>th</sup>
	3.00	2.75	2.50	2.25

1. Any exhibit related to the adventures project

**CLASS O – BOTANY**

Lot No. Description	1 <sup>st</sup>	2 <sup>nd</sup>	3 <sup>rd</sup>	4 <sup>th</sup>
	3.00	2.75	2.50	2.25

1. Poster of plant with parts identified
2. Poster of a flower w/ parts identified
3. Booklet of 10 colored photos of annual garden flowers, identified (3<sup>rd</sup> – 5<sup>th</sup> grade)
4. Booklet of 15 colored photos of annual garden flowers, identified (6<sup>th</sup> – 8<sup>th</sup> grade)
5. Booklet of 20/more photos of annual garden flowers, identified (9<sup>th</sup> grade/above)
6. Booklet of 10 colored photos of perennial herbaceous garden plants, identified (3<sup>rd</sup>-5<sup>th</sup> grade)
7. Booklet of 15 colored photos of perennial herbaceous garden plants, identified (6<sup>th</sup>-8<sup>th</sup> grade)
8. Booklet of 20/more photos of perennial herbaceous garden plants, identified (9<sup>th</sup> grade/above)
9. Indoor plant experiments, “Branching Out”, choose 1 of 4 options, bring plants and report on results, including dates
10. Display or poster identifying 10 plant diseases, damage and control
11. Dividing perennial. Include pictures explanation of process
12. Booklet showing 30 plants and/or flowers identified, including growing locations, habitat, form, size, color range, perennial or annual, etc.

**DEPARTMENT 17 –  
EARLY AGE CATEGORIES****Kelli Ollendick – Superintendent**

**Face-to-Face judging will take place on Tuesday evening from 4:00pm-6:00pm of the current fair year in the White Exhibit Building.**

**CLASS A – SECOND GRADE (Limit of five (5) entries)**

*All exhibitors in this category must be in second grade on January 1<sup>st</sup> of current fair year and enrolled in a youth organization with an education program for this age group. Exhibitors will be notified when they are scheduled to be judged. Exhibits shall not be shown in any other department.*

Lot No. Description	1 <sup>st</sup>	2 <sup>nd</sup>	3 <sup>rd</sup>	4 <sup>th</sup>
	2.00	1.75	1.50	1.25

1. 8 Insects, mounted & named
2. 5 colored pictures taken by exhibitor or drawings of Wildflowers w/ names
3. Poster or scrapbook with pictures or at least 6 birds, named
4. Collection of at least 5 leaves, mounted & named
5. Article made from recycled materials
6. Any other project related to Natural Science
7. Woodworking article made by exhibitor – no kit
8. Snap-together model
9. Any other article related to mechanical projects
10. Holiday craft decoration
11. A game or puzzle made by exhibitor
12. Creative artwork, any media
13. Foam craft item
14. Ceramics, any article
15. Craft article made by exhibitor, no kit
16. Article made by exhibitor from a kit
17. Any sand art project
18. Soap, made from store or kit
19. Decorated T-Shirt
20. Any other craft article
21. 3 Photos taken by exhibitor, mounted
22. First aid kit for use in home
23. Safety booklet
24. 3 cut flowers, grown by exhibitor, same variety, in container
25. Small terrarium made by exhibitor
26. Potted houseplant
27. Vegetable garden display containing three vegetables (2 of each kind) grown by exhibitor
28. Simple knitted or crocheted article
29. Simple article sewn by exhibitor
30. Simple stitchery
31. Cookies, display of 2
32. Muffins, display of 2
33. Cake made from mix, unfrosted (bring entire pan)
34. Memory book page or album
35. Poster/scrapbook/story of club trip
36. Scrapbook or poster about your pet
37. Any other exhibit related to Animal Science
38. Poster 11”x14” pertaining to horses/horse equipment
39. Model horse w/ breed, color and activity attached to hind leg
40. Display 3 grooming items, identified and their uses

41. Story with 1 picture, animal related, limited to 50 words
42. Any other exhibit not listed which is the result of work done as a member of the youth group

**CLASS B – KINDERGARTEN/FIRST GRADE (Limit of three (3) entries)**

**Face-to-Face judging will take place on Tuesday evening from 4:00pm-6:00pm of the current fair year in the White Exhibit Building.**

*All exhibitors in this category must be in kindergarten or first grade on January 1<sup>st</sup> of current fair year and enrolled in a youth organization with an educational program for this age group.*

Exhibitors will be notified when they are scheduled to be judged. Exhibits shall not be shown in any other department.

Lot No. Description	1 <sup>st</sup>	2 <sup>nd</sup>	3 <sup>rd</sup>	4 <sup>th</sup>
	2.00	1.75	1.50	1.25

1. 6 Insects mounted, named
2. 4 Bird pictures, mounted/named
3. Rock collection
4. 4 Leaves, mounted/named
5. Article made from recycled materials
6. Any other project related to Natural Science
7. Paper Bag puppet
8. Holiday craft article
9. Ceramic article
10. Dough art
11. Pompom and/or pipe cleaner decoration
12. Foam craft item
13. Creative artwork, any media
14. Any other craft article
15. Soap, made from store or kit
16. 3 Photos taken by exhibitor, mounted
17. Houseplant
18. Puppet
19. 3 Cut flowers, grown by exhibitor, same variety, in container
20. Woodworking article made by exhibitor
21. Snap-together model
22. Something baked by exhibitor
23. Simple article sewn by exhibitor
24. First aid kit for use in home
25. Memory book page or album
26. Poster/scrapbook/story of club trip
27. Scrapbook or poster about your pet
28. Any other exhibit not listed above which is a result of work done as a member of the youth group
29. Any other exhibit related to animal science (no live animals)
30. Poster 11"x14" pertaining to horses
31. Model horse breed and horses name attached to hind leg
32. Display 2 grooming items, identified and their use
33. Display self-drawn pet/animal picture
34. Picture story limited to 5 pictures, any medium/media

**DEPARTMENT 18 – CULTURAL ARTS**  
**Sue Marcou – Superintendent**

(\*\*) Please note that Class D-F, Lot No. 58 – Hats, decorated by exhibitor, will be conferred judged Friday at 9:30am of the current fair year. Please check in at the Cultural Arts Department at least 15 minutes prior to judging time. If you are no present – exhibitor will receive an automatic fourth place premium.

**PLEASE READ:**

1. Exhibitors entering in this department are limited 20 entries with 1 entry per lot.
2. Projects must be your own work.
3. Each entry must have an index card attached to it with the following information: a) Dept # - Class – Lot # - Description from fairbook, b) Name of Article, c) Materials used, d) Work method w/ any interesting facts/comments, e) purpose
4. Matting and framing are optional; however, pictures must be mounted on stiff material (ready for display).
5. Shirts/Clothing articles must come on a hanger ready to be displayed.
6. Jewelry & other small items MUST be in a zip-loc bag for it's protection.

**CULTURAL ARTS**

**CLASS A – CULTURAL ART, 3<sup>RD</sup> – 5<sup>TH</sup> GRADE**

**CLASS B – CULTURAL ART, 6<sup>TH</sup> – 8<sup>TH</sup> GRADE**

**CLASS C – CULTURAL ART, 9<sup>TH</sup> GRADE/ABOVE**

Lot No. Description	1 <sup>st</sup>	2 <sup>nd</sup>	3 <sup>rd</sup>	4 <sup>th</sup>
	3.00	2.75	2.50	2.25

1. Drawing, crayon, any subject
2. Drawing, charcoal/chalk, any subject
3. Drawing, oil pastel
4. Drawing, pen and ink
5. Pencil drawing, black (people or animals)
6. Pencil drawing, black (landscape, buildings, still life, etc.)
7. Colored pencil drawing (people or animals)
8. Colored pencil drawing (landscape, buildings, still life, etc.)
9. Picture using markers only
10. Drawing, any medium not above
11. Drawing using 2 or more media
12. Painting, acrylic, or oil
13. Painting, tempera
14. Painting, watercolor
15. Painting, on any surface but paper
16. Finger painting
17. Self-portrait, any medium
18. Informational poster, medium
19. Cut paper, collage, or another magazine paper projects
20. Cut paper design, using colored paper or black/white
21. Cut paper, sculpture
22. Cut paper, mosaic
23. Cut paper design, scherenschnitte (German paper cutting) or other ethnic paper cutting (Polish, Japanese, etc.)
24. Cut paper, any other design
25. Design or picture using surface rubbing
26. Calligraphy/creative lettering
27. Print making, relief prints, direct printing from vegetables, leaves, gadgets, print stamping, mounted

28. Print making, cardboard or string printing
29. Print making, linoleum prints, wood prints, etchings
30. Any metal enameling project
31. Any folk-art project

**CLASS D – GENERAL CRAFTS, 3<sup>RD</sup> – 5<sup>TH</sup> GRADE**

**CLASS E – GENERAL CRAFTS, 6<sup>TH</sup> – 8<sup>TH</sup> GRADE**

**CLASS F – GENERAL CRAFTS, 9<sup>TH</sup> GRADE/ABOVE**

Lot No. Description	1 <sup>st</sup>	2 <sup>nd</sup>	3 <sup>rd</sup>	4 <sup>th</sup>
	3.00	2.75	2.50	2.25

1. Macrame, any article
2. String art
3. Stitchery, original design
4. Embroidery stitchery
5. Weaving – wall hanging
6. Sculpture, free-standing (viewed from all sides, wire, wood, paper mache, etc.)
7. Soft sculpture – puppet, dolls, etc.
8. Basketry, reed
9. Beadwork
10. Homemade jewelry, bracelet/anklet
11. Homemade jewelry, necklace
12. Homemade jewelry, pins or earrings
13. Homemade soap from store or kit
14. Counted cross-stitch, large
15. Counted cross-stitch, small
16. Sand art, picture
17. Sand art, bottle
18. Decoupage, any article
19. Hoop, any design
20. Latch hook
21. Liquid embroidery
22. Needlepoint, any article
23. Plastic canvas, one piece
24. Plastic canvas, more than 1 piece
25. Rock art
26. Mosaic steppingstone
27. Decorated picture frame
28. Stenciling, purchased, any article
29. Stenciling, hand-cut, any article
30. Tin/Metal punch, any article
31. Decorated desk items (at least 2)
32. Glass etching, large article, over 8”
33. Glass etching, small article, under 8”
34. Liquid glass art, any article
35. Decorative paper twist – any article
36. Tie Dying, shirts
37. Tie Dying, other
38. Clothing art, painted or stenciled
39. Clothing art, transfer or iron-on design
40. Clothing art, sequin design
41. Decorated antique item (hat, frame, etc.)
42. Wreaths, straw, decorated by exhibitor
43. Wreaths, fabric, decorated by exhibitor
44. Wreaths, grapevine, decorated by exhibitor
45. Wreaths, Styrofoam, decorated by exhibitor
46. Wreaths, pine, decorated by exhibitor
47. Wreaths, other, decorated by exhibitor
48. Pinecone craft
49. Kitchen craft
50. Rosemaling

51. Rag rug decorative items
52. Any article made with rope or cord
53. Woodburning, any article
54. Stained glass, large article, over 12”
55. Stained glass, small article, under 12”
56. Painted stained glass, large, over 12”
57. Painted stained glass, small, under 12”
58. (\*\*\*)Hats, decorated by exhibitor
59. Creative article using potpourri
60. Creative use of dried flower
61. Christmas craft made with felt
62. Christmas ornament
63. Christmas craft, apparel
64. Christmas craft, no ceramics
65. Article made w/ clay pot(s)
66. Wooden precut article, painted
67. Wax candle, original design
68. Gel candle, original design
69. Candle, hand-dipped
70. Candle, molded
71. Candle, decorated, original design
72. Plaster of Paris, any article
73. Functional clay item
74. Decorative clay item
75. Valentine’s day craft (no ceramics)
76. Easter craft (no ceramics)
77. St. Patrick’s day craft (no ceramics)
78. Halloween craft (no ceramics)
79. Patriotic craft (no ceramics)
80. Pinterest Idea (attach picture from Pinterest)
81. Rubber band art
82. Burlap craft
83. 12” Round door sign
84. Seasonal tiered tray
85. Book Nook
86. Any other article not mentioned

**CLASS G – CERAMICS, 3<sup>RD</sup> – 5<sup>TH</sup> GRADE**

**CLASS H – CERAMICS, 6<sup>TH</sup> – 8<sup>TH</sup> GRADE**

**CLASS I – CERAMICS, 9<sup>TH</sup> GRADE/ABOVE**

\*Exhibitor’s limited to five (5) ceramic articles\*

Lot No. Description	1 <sup>st</sup>	2 <sup>nd</sup>	3 <sup>rd</sup>	4 <sup>th</sup>
	3.00	2.75	2.50	2.25

1. Ceramic, over 50% w/ under glaze
2. Ceramic, under 50% w/ under glaze
3. Ceramic, glazed, over 8”
4. Ceramic, glazed, under 8”
5. Ceramic, glazed w/ special effects, over 8”
6. Ceramic, glazed w/ special effects, under 8”
7. Ceramic, unfired stain, over 8”
8. Ceramic, unfired stain, under 8”
9. Ceramic, unfired stain, special effect, over 8”
10. Ceramic, unfired stain, special effect, under 8”
11. Ceramic, unfired stain with more than 1 piece to project
12. Ceramic, more than 2 special effects
13. Ceramic, dry brush, over 8”
14. Ceramic, dry brush, under 8”
15. Ceramic, any finish (glazed, under glazed or unfired stain) or size that lights up, for ex. Christmas village, jack-o-lantern, lamps
16. Ceramic, wildlife, over 8”

17. Ceramic, wildlife, under 8"
18. Wall decoration which is at least 75% ceramic, over 10" wide
19. Wall decoration which is at least 75% ceramic, under 10" wide
20. Ceramic Christmas decoration, over 8"
21. Ceramic Christmas decoration, under 8"
22. Ceramic Halloween decoration
23. Ceramic, any other holiday decoration
24. Ceramic, any seasonal decoration
25. Ceramic, any other not mentioned

**CLASS J – LEATHER CRAFTS, 3<sup>RD</sup> – 5<sup>TH</sup> GRADE**

**CLASS K – LEATHER CRAFTS, 6<sup>TH</sup> – 8<sup>TH</sup> GRADE**

**CLASS L – LEATHER CRAFTS, 9<sup>TH</sup> GRADE/ABOVE**

Lot No.	Description	1 <sup>st</sup>	2 <sup>nd</sup>	3 <sup>rd</sup>	4 <sup>th</sup>
		3.00	2.75	2.50	2.25

1. Small article, using kit
2. Medium article, using kit
3. Large article, using kit
4. Small article, no kit
5. Medium article, no kit
6. Large article, no kit
7. Advanced

**CLASS M – BLOCK PRINTING, 3<sup>RD</sup> – 5<sup>TH</sup> GRADE**

**CLASS N – BLOCK PRINTING, 6<sup>TH</sup> – 8<sup>TH</sup> GRADE**

**CLASS O – BLOCK PRINTING, 9<sup>TH</sup> GRADE/ABOVE**

Lot No.	Description	1 <sup>st</sup>	2 <sup>nd</sup>	3 <sup>rd</sup>	4 <sup>th</sup>
		3.00	2.75	2.50	2.25

1. Stamp prints (from found objects, vegetable, potato, eraser, etc.)
2. Carved block print (cardboard, linoleum, wood)
3. Constructed block print (string, glue, collage, etc.)
4. Decorative art made from commercial rubber stamp(s)
5. Memory page made with commercial rubber stamp(s)
6. Greeting card made with commercial rubber stamp(s)
7. Other paper project made with commercial rubber stamp(s)
8. T-Shirt, decorated with commercial rubber stamp(s)
9. Gift wrap paper, decorated with commercial rubber stamp(s)
10. Gift bag, decorated with commercial rubber stamp(s)

**CLASS P – CLOWNING**

Lot No.	Description	1 <sup>st</sup>	2 <sup>nd</sup>	3 <sup>rd</sup>	4 <sup>th</sup>
		3.00	2.75	2.50	2.25

1. Clown costume designed and made by exhibitor. Describe how it fits with clown name, face and character
2. Exhibit of clown makeup – include two of the following; types of clowns, how to put on makeup, design a face and attach photos of finished results
3. Poster of scrapbook of exhibitor with photos showing them in clown costume and makeup

**CLASS Q – THEATER ARTS**

Lot No.	Description	1 <sup>st</sup>	2 <sup>nd</sup>	3 <sup>rd</sup>	4 <sup>th</sup>
		3.00	2.75	2.50	2.25

1. Video production exhibitor acted in, with written explanation
2. Drama written by member
3. Puppet, any type

4. Poster/scrapbook showing a production
5. Poster/scrapbook listing all that goes into a drama or play
6. Poster showing how costume is made
7. Display of a designed costume
8. Article written by member on performance in which child participated
9. Prop(s), designed by exhibitor

**CLASS R – GRAPHIC ARTS, COMPUTER GENERATED, 3<sup>RD</sup> - 5<sup>TH</sup> GRADE**

**CLASS S – GRAPHIC ARTS, COMPUTER GENERATED, 6<sup>TH</sup> – 8<sup>TH</sup> GRADE**

**CLASS T – GRAPHIC ARTS, COMPUTER GENERATED, 9<sup>TH</sup> GRADE/ABOVE**

Lot No.	Description	1 <sup>st</sup>	2 <sup>nd</sup>	3 <sup>rd</sup>	4 <sup>th</sup>
		3.00	2.75	2.50	2.25

1. Promotional items (ex. business cards, banners, etc.)
2. Advertisements, ad layout
3. Greeting card, original design
4. Any other computer-generated art

**CLASS U – SCRAPBOOKING, 3<sup>RD</sup> – 5<sup>TH</sup> GRADE**

**CLASS V – SCRAPBOOKING, 6<sup>TH</sup> – 8<sup>TH</sup> GRADE**

**CLASS W – SCRAPBOOKING, 9<sup>TH</sup> GRADE/ABOVE**

*(Please use a ring to secure 2 pages of scrapbook together)*

Lot No.	Description	1 <sup>st</sup>	2 <sup>nd</sup>	3 <sup>rd</sup>	4 <sup>th</sup>
		3.00	2.75	2.50	2.25

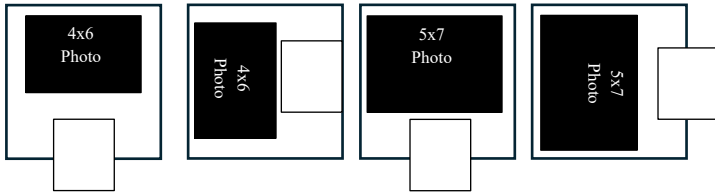
1. Vacation, 2 pages
2. Sports, 2 pages
3. Event, 2 pages
4. Holiday, 2 pages
5. 4-H, 2 pages
6. Any other, 2 pages
7. Vacation, 10 page minimum
8. Sports, 10 page minimum
9. Events, 10 page minimum
10. Holiday, 10 page minimum
11. 4-H, 10 page minimum
12. Any other, 10 page minimum

**DEPARTMENT 20 – PHOTOGRAPHY**  
Elizabeth Carpenter – Superintendent

1. Each entry is one photo, 4x6 or 5x7 only.
2. All entries are to be color photos, unless specified.
3. Photo and entry tag must be securely and neatly mounted on an 8"x8" square of BLACK cardstock. Due to the humidity rubber cement or photo mounting squares are recommended for photo mounting and stapler for entry card.
4. Photos may not be matted or framed.
5. Entries must be the work of the exhibitor.
6. Photos previously entered at the Monroe County Fair may not be entered again, including calendars.
7. Each exhibitor is limited to one entry per lot number.
8. Unless specifically stated, humans and/or animals may or may not be included in the photo. Example: Seasonal photos may include animals, but is not necessary.
9. In every case, quality of the photo will be the primary

consideration in judging, taking into account such things as focus, composition, lighting, etc. If photo entries are equal in quality, top prizes will be awarded to those which are most neatly exhibited.  
**10. Entries that are not in compliance with the fair book will be dropped one placing.**

**Picture and Entry Tag Examples:**



(\*\*) Please know that Class A-C, Lot No. 48, Digital Manipulation will be conferenced judged at 1:30pm on Thursday of the current fair year. If you have an entry in this lot, please check-in at the photography department at least 15 minutes prior to the judging time. Those exhibitors not present will be given an automatic 4<sup>th</sup> place premium.

**CLASS A – 3<sup>rd</sup> – 5<sup>th</sup> GRADE**

**CLASS B – 6<sup>th</sup> – 8<sup>th</sup> GRADE**

**CLASS C – 9<sup>th</sup> GRADE/ABOVE**

Lot no.	Description	1 <sup>st</sup>	2 <sup>nd</sup>	3 <sup>rd</sup>	4 <sup>th</sup>
		3.00	2.75	2.50	2.25

1. Landscape with human elements (can include things like telephone poles)
2. Landscapes, all natural (with nothing made man)
3. Landscapes, all natural, black and white (with nothing man-made)
4. Seasonal: Spring
5. Seasonal: Summer
6. Seasonal: Fall
7. Seasonal: Winter
8. Flower(s), no insects
9. Black & White flower(s), no insects
10. Plant(s) or Fungi, no insects
11. Insect(s)
12. Wild bird(s)
13. Wild Animal(s) (taken in nature or the zoo, not domesticated)
14. Dog, no people
15. Dog, black & white
16. Cat, no people
17. Cat, black & white
18. Any other domesticated animal that is not a cat or dog (ex. pet lizard, no people)
19. Farm animal(s), no people (ex. cows, horses, pigs)
20. Farm animal(s), black & white
21. Animal(s) with people
22. Agriculture scene; Photographs depicting agriculture life, work, or settings
23. City scene
24. Building or structure
25. Building or structure, black & white
26. Barns/Silos
27. Reflections, (your subject reflected in another surface)
28. Patterns, shapes, lines, textures or shadows
29. Night photo, no flash

30. Monroe County Fair – image taken at the fair
31. Monroe County Fair – image taken of tourism in Monroe county
32. Couple (2 people showing connection)
33. Portrait (one person)
34. Portrait, black & white (one person)
35. Character study, a realistic portrait taken of a subject whose face or figure reveals strong personality or character traits
36. Self portrait, taken by exhibitor
37. Family
38. Child(ren)
39. Group shot, an arrangement, by you, of three or more persons
40. Water scene
41. Action
42. Actions, black and white
43. Sports
44. Silhouette, subject will be a black shape
45. Vehicle
46. Machinery
47. Still life, an arrangement of inanimate objects from the natural or man-made world
48. Digital manipulation, altering a photo using a photo editor, (ex. photoshop-explanation of edits required on back of tag board)
49. Details/Close-up (any subject), an extreme close up photo
50. Journalistic (with description) photo and description you would find in the newspaper
51. Documentary (with description) a photo that attempts to record the world as it is
52. Sunrise/sunset
53. Sky
54. Weather
55. Any other black & white
56. Unusual perspective or viewpoint (birds or bus eye trick, trick perspective, drone)
57. Calendar – A calendar consisting of 12 photographs (13 if using a cover), presented in a calendar format  
 \*Photographs used may not have been previously entered in this fair, either individually or as part of a calendar, and may not be entered in any other lot number.
58. Book or photo journal, all photos used must be taken by exhibitor, book can be homemade or purchased

**CLASS D – MAKING VIDEOS/MOVIES BEGINNERS (3<sup>RD</sup> – 5<sup>TH</sup> GRADE)**

**CLASS E – MAKING VIDEOS/MOVIES INTERMEDIATE (6<sup>TH</sup> – 8<sup>TH</sup> GRADE)**

**CLASS F – MAKING VIDEOS/MOVIES SENIOR (9<sup>TH</sup> GRADE/ABOVE)**

**\*Requirements: Exhibitor must provide link to [carpenter.elizabeth@outlook.com](mailto:carpenter.elizabeth@outlook.com) and device will be available to show video on**

Lot No.	Description	1 <sup>st</sup>	2 <sup>nd</sup>	3 <sup>rd</sup>	4 <sup>th</sup>
		3.00	2.75	2.50	2.25

1. One - :30 second commercial created and filmed by exhibitor
2. One – 1 minute film that tells a story created and filmed by exhibitor

3. One – 3 minute film that tells a story created and filmed by exhibitor
4. Video Game Creation/Animation

**PHOTO SERIES:**

Photo series is a set of images that interact with each other in order to illustrate a specific subject, convey a message, present a vision, reveal a truth, display a particular aesthetic, etc. Images in a photography series may be independently different, but they complement each other and help highlight the subject of the series when grouped together. There must be 4 images but no more than 8. They must be displayed neatly on black tagboard with no more than 1 inch of space between photos. All photos must be the same size, with the size being no larger than 5x7. Photos used in a series may not be used in a different lot number.

- CLASS G – PHOTO SERIES (3<sup>rd</sup> – 5<sup>th</sup> GRADE)**
- CLASS H – PHOTO SERIES (6<sup>th</sup> – 8<sup>th</sup> GRADE)**
- CLASS I – PHOTO SERIES (9<sup>th</sup> GRADE/ABOVE)**

Lot No.	Description	1 <sup>st</sup>	2 <sup>nd</sup>	3 <sup>rd</sup>	4 <sup>th</sup>
		3.00	2.75	2.50	2.25
1.	Portrait				
2.	Action				
3.	Vehicle				
4.	Flowers				
5.	Still Life				
6.	Any other not listed				

**DEPARTMENT 22 – WOODWORKING**  
**Wally & Betty Beck – Co-Superintendents**

Each exhibit must have an index card attached with the following:

- 1) Class & Lot Number
- 2) Description of Article
- 3) Types of Wood Used
- 4) Finished Used
- 5) Purpose of Article

*\*All exhibits must have a suitable finish that has dried, such as varnished, oiled, sealed or painted*

- CLASS A – WOOD WORKING I (“MEASURING UP”) – 3<sup>RD</sup> – 5<sup>TH</sup> GRADE**
- CLASS B – WOODWORKING I (“MEASURING UP”) – 6<sup>TH</sup> – 8<sup>TH</sup> GRADE**
- CLASS C – WOODWORKING I (“MEASURING UP”) – 9<sup>TH</sup> GRADE/ABOVE**

Lot No.	Description	1 <sup>st</sup>	2 <sup>nd</sup>	3 <sup>rd</sup>	4 <sup>th</sup>
		3.00	2.75	2.50	2.25
1.	Useful article for use in home workshop				
2.	Article for use out-of-doors				
3.	Article for use in storage				
4.	Article for use in kitchen				
5.	Article for use in living room				
6.	Article for use in the home				
7.	A toy or homemade game				
8.	Article of creative design from wood and other materials				
9.	Article made in tech ed class, vo-ag class or shop as part of class work and for class grade or extra credit				

10. Article with a painted finish
11. Seasonal article
12. Article ready for hanging
13. Refinished article (tell procedure)
14. Article for use in farm workshop (sandpaper block, bench, vise, etc.)
15. Display of different types of nails/screws, label/list use
16. First aid kit for use in a woodworking shop
17. Poster of common woodworking tools
18. Article designed and cut using a laser engraver
19. Article designed and cut using a CNC (computer numerical controls; two or three dimensional)

- CLASS D – WOODWORKING II (“MAKING THE CUT”) – 3<sup>RD</sup> – 5<sup>TH</sup> GRADE**
- CLASS E – WOODWORKING II (“MAKING THE CUT”) – 6<sup>TH</sup> – 7<sup>TH</sup> GRADE**
- CLASS F – WOODWORKING II (“MAKING THE CUT”) – 8<sup>TH</sup> GRADE/ABOVE**

Lot No.	Description	1 <sup>st</sup>	2 <sup>nd</sup>	3 <sup>rd</sup>	4 <sup>th</sup>
		3.00	2.75	2.50	2.25
1.	Useful article for use in farm or home workshop				
2.	Article for use out-of-doors				
3.	Article for use in storage				
4.	Article for use in kitchen				
5.	Article for use in living room				
6.	Article for use in the home				
7.	A toy or homemade game				
8.	Article of creative design from wood and other materials				
9.	Article made in tech ed class, vo-ag class or shop as part of class work and for class grade or extra credit				
10.	Article with a painted finish				
11.	Seasonal article				
12.	Article ready for hanging				
13.	Refinished article (explain procedure)				
14.	Display of different species of wood				
15.	Plan for a wooden item drawn to scale				
16.	Display of different types of paint finishes, label and list use				
17.	Display of different wood finishes, label and list use				
18.	Whistle				
19.	Article designed and cut using a laser engraver				
19.	Article designed and cut using a CNC (computer numerical controls; two or three dimensional)				

- CLASS G – WOODWORKING III (“NAILING IT TOGETHER”) 6<sup>TH</sup> – 7<sup>TH</sup> GRADE**
- CLASS H – WOODWORKING III (“NAILING IT TOGETHER”) 8<sup>TH</sup> GRADE/ABOVE**

Lot No.	Description	1 <sup>st</sup>	2 <sup>nd</sup>	3 <sup>rd</sup>	4 <sup>th</sup>
		3.00	2.75	2.50	2.25
1.	Useful article for use in farm or home workshop				
2.	Article for use out-of-doors				
3.	Article for use in storage				
4.	Article for use in living room or kitchen				
5.	Article for use in the home				
6.	A toy or homemade game				
7.	Article of creative design from wood or wood and other materials				
8.	Article made in tech ed class, vo-ag class or shop as part of class work and for class grade or extra credit				

9. Repaired or refinished article (explain procedure)
10. Article with a painted finish
11. Seasonal article
12. Article ready for hanging
13. Poster of woodworking careers
14. Display of different types of wood clamps
15. Display of different types of wood stains
16. Boomerang
18. Article designed and cut using a laser engraver
19. Article designed and cut using a CNC (computer numerical controls; two or three dimensional)

**CLASS I – WOODWORKING IV (“FINISHING UP”) – 5<sup>TH</sup> – 7<sup>TH</sup> GRADE**

**CLASS J – WOODWORKING IV (“FINISHING UP”) – 8<sup>TH</sup> GRADE/ABOVE**

Lot No.	Description	1 <sup>st</sup>	2 <sup>nd</sup>	3 <sup>rd</sup>	4 <sup>th</sup>
		3.00	2.75	2.50	2.25

1. Article for use in farm or home workshop
2. Article to be used out-of-doors
3. Useful article for furniture/cabinet making
4. Useful article for use in the home
5. Useful article for use in some building other than the home
6. Useful article for farm carpentry
7. Repaired/refinished article (explain procedure)
8. Article or creative design from wood or wood and other material
9. Article made in tech ed class, vo-ag class or shop as part of class work for class grade or extra credit
10. Article with a painted finish
11. Seasonal article
12. Article ready for hanging
13. Poster of advanced woodworking tools
14. Display of different adhesives
15. Poster of important safety practices when working w/chemicals
16. Doorknocker
17. Article for use in storage
18. Article for use in living room or kitchen
19. Toy or homemade game
20. Hex sign – Barn quilt, 36”x36” – ½” thick plywood
21. Hex sign – Barn quilt, 18”x18” – ½” thick plywood
22. Article designed and cut using a laser engraver
23. Article designed and cut using a CNC (computer numerical controls; two or three dimensional)

**DEPARTMENT 23 – ELECTRICITY**  
**Wally & Betty Beck – Co-Superintendents**

\*Exhibitors are limited to entering one class only\*

*(All display, posters and diagrams should be a minimum 14” x 22” and no larger than 24”x36”)*

*(For all non-poster exhibitors, attach a 3”x5” card explaining how your exhibit works and what you learned from it)*

**CLASS A – MAGIC OF ELECTRICITY**

Lot No.	Description	1 <sup>st</sup>	2 <sup>nd</sup>	3 <sup>rd</sup>	4 <sup>th</sup>
		3.00	2.75	2.50	2.25

1. Poster identifying how you use electricity
2. Build a flashlight
3. Build and test a switch
4. Poster identifying open and closed circuit
5. Build and test a compass
6. Build an electro-magnet
7. Build a galvanometer
8. Build an electric motor
9. Any magnetism project

**CLASS B – INVESTIGATING ELECTRICITY**

Lot No.	Description	1 <sup>st</sup>	2 <sup>nd</sup>	3 <sup>rd</sup>	4 <sup>th</sup>
		3.00	2.75	2.50	2.25

1. Poster of circuit diagrams w/explanation
2. Build a circuit, identify type
3. Build a momentary switch
4. Build a three-way switch
5. Solder connections
6. Build a rocket launcher
7. Build a burglar alarm

**CLASS C – WIRED FOR POWER**

Lot No.	Description	1 <sup>st</sup>	2 <sup>nd</sup>	3 <sup>rd</sup>	4 <sup>th</sup>
		3.00	2.75	2.50	2.25

1. Electrical tool and supply kit
2. Display of symbols on wires and cables, and their meaning
3. Display of light bulbs and job they do best
4. Poster on how to display an appliance nametag
5. Identify different receptacles
6. Chart showing the electrical usage of appliances

**CLASS D – ELECTRIC HEAT AND POWER**

Lot No.	Description	1 <sup>st</sup>	2 <sup>nd</sup>	3 <sup>rd</sup>	4 <sup>th</sup>
		3.00	2.75	2.50	2.25

1. Control light bulb brightness with a transistor
2. Build a “blinky” flasher
3. Show how a photocell can activate an alarm
4. Build a light meter
5. Make an alarm
6. Build an amplifier
7. Any other electrical project

**CLASS E – AN ELECTRONICS PROJECT**

Lot No.	Description	1 <sup>st</sup>	2 <sup>nd</sup>	3 <sup>rd</sup>	4 <sup>th</sup>
		3.00	2.75	2.50	2.25

1. Any piece of homemade electronic equipment
2. Display or plan of an electrical control system
3. Electronics kit – with soldering
4. Electronics kit – no soldering
5. Any other electronics project

**DEPARTMENT 24 – MECHANICAL  
SCIENCE**

**Wally & Betty Beck – Co-Superintendents**

(All posters should be 14"x22")

**CLASS A – ARC WELDING**

Lot No.	Description	1 <sup>st</sup>	2 <sup>nd</sup>	3 <sup>rd</sup>	4 <sup>th</sup>
		3.00	2.75	2.50	2.25

1. Bead
2. Butt
3. Tee
4. Lap
5. Padding Square
6. Aluminum

**CLASS B – OXYACETYLENE WELDING**

Lot No.	Description	1 <sup>st</sup>	2 <sup>nd</sup>	3 <sup>rd</sup>	4 <sup>th</sup>
		3.00	2.75	2.50	2.25

1. Lap
2. Butt
3. Outside corner
4. Bronze butt (steel)
5. Bronze butt (cast iron)
6. Aluminum butt
7. Pipe

**CLASS C – TIG WELDING**

Lot No.	Description	1 <sup>st</sup>	2 <sup>nd</sup>	3 <sup>rd</sup>	4 <sup>th</sup>
		3.00	2.75	2.50	2.25

1. Butt
2. Tee
3. Lap
4. Aluminum Butt

**CLASS D – MIG WELDING**

Lot No.	Description	1 <sup>st</sup>	2 <sup>nd</sup>	3 <sup>rd</sup>	4 <sup>th</sup>
		3.00	2.75	2.50	2.25

1. Butt
2. Tee
3. Lap
4. Aluminum Butt

**CLASS E – TRACTOR PROJECT, UNIT I**

Lot No.	Description	1 <sup>st</sup>	2 <sup>nd</sup>	3 <sup>rd</sup>	4 <sup>th</sup>
		3.00	2.75	2.50	2.25

1. Poster of 10 tractor safety rules
2. Display of board of different nuts, bolts, rivets/screws w/labels
3. Poster on instrument panel, gauges and various functions (actual gauges may be used)
4. Poster on events of 3/cycle engines (either gas or diesel)

**CLASS F – TRACTOR PROJECT, UNIT II**

Lot No.	Description	1 <sup>st</sup>	2 <sup>nd</sup>	3 <sup>rd</sup>	4 <sup>th</sup>
		3.00	2.75	2.50	2.25

1. Poster w/ drawing of carburetor w/ brief explanation
2. Poster w/drawing of an ignition system w/brief explanation
3. Poster w/drawing of diesel fuel system w/brief explanation

**CLASS G – TRACTOR PROJECT, UNIT III**

Lot No.	Description	1 <sup>st</sup>	2 <sup>nd</sup>	3 <sup>rd</sup>	4 <sup>th</sup>
		3.00	2.75	2.50	2.25

1. Poster or display of proper tractor lights & signs (safety on highway)
2. Poster or display of transmission gears out or different gears
3. Poster or hydraulic system w/drawing of labels on actual parts

**CLASS H – SMALL ENGINES, OPERATION AND MAINTENANCE – UNIT I**

Lot No.	Description	1 <sup>st</sup>	2 <sup>nd</sup>	3 <sup>rd</sup>	4 <sup>th</sup>
		3.00	2.75	2.50	2.25

1. Panel exhibit of small engines parts w/identification of parts
2. Poster illustrating steps in a small engine service job (14"x22")
3. Small engine safety poster
4. Poster showing correct steps in preparing a small engine for off-seasonal storage (14"x22")

**CLASS I – SMALL ENGINES, POWER AND DESIGN – UNIT II**

Lot No.	Description	1 <sup>st</sup>	2 <sup>nd</sup>	3 <sup>rd</sup>	4 <sup>th</sup>
		3.00	2.75	2.50	2.25

1. Panel exhibit showing diagram of ignition, fuel or lubrication systems (actual parts may be used)
2. Panel showing worn of faculty engine parts w/statement as to cause and prevention
3. Poster showing events in a 4-cycle engine w/brief explanation (14"x22")
4. Poster/report showing a lawn mowing business plan
5. Any other entry related to small engines project

**CLASS J – SMALL ENGINES, TWO-CYCLE ENGINES – UNIT III**

Lot No.	Description	1 <sup>st</sup>	2 <sup>nd</sup>	3 <sup>rd</sup>	4 <sup>th</sup>
		3.00	2.75	2.50	2.25

1. Poster showing events in a 2-cycle engine w/brief explanation (14"x22")
2. Panel exhibit of carburetor parts w/explanation of function of parts, float or diaphragm type
3. Poster listing preventive maintenance measurers recommended for 2-cycle engines (14"x22")
4. Poster listing diagnostic tools
5. Poster/scrapbook on reassembling an engine
6. Poster/report on comparing engine costs
7. Any other entry related to small engine project

**CLASS K – ATV (ALL-TERRAIN VEHICLE)**

Lot No.	Description	1 <sup>st</sup>	2 <sup>nd</sup>	3 <sup>rd</sup>	4 <sup>th</sup>
		3.00	2.75	2.50	2.25

1. Poster/scrapbook of proper care, maintenance/use of ATV
2. Poster/scrapbook showing multiple uses of an ATV
3. Poster/scrapbook describing the safe use and safety equipment used for an ATV

**CLASS L – BICYCLE**

Lot No.	Description	1 <sup>st</sup>	2 <sup>nd</sup>	3 <sup>rd</sup>	4 <sup>th</sup>
		3.00	2.75	2.50	2.25

1. Poster of proper care, maintenance and use of bicycles

2. Scrapbook on how your bike works and how to care for and maintain it
3. Scrapbook describing a bicycle trip you took

#### CLASS M – AEROSPACE

Lot No.	Description	1 <sup>st</sup>	2 <sup>nd</sup>	3 <sup>rd</sup>	4 <sup>th</sup>
		3.00	2.75	2.50	2.25

1. Model of homemade airplane, no kit, made to fly
2. Model of homemade airplane, no kit, not made to fly
3. Model airplane – plastic
4. Model airplane, wood or other material
5. Educational poster listing basic parts of airplane  
(The following lots, 6-10, should be made to launch.)
6. Single-stage rocket, 3 or 4-fin model (3<sup>rd</sup> – 6<sup>th</sup> grade)
7. Single-stage rocket, 3 or 4-fin model (7<sup>th</sup> grade/above)
8. Multi-stage rocket, 2 or more stages
9. Exotic design rocket
10. Homemade rocket
11. Poster on basic parts of a rocket launch system
12. Any other model, using kit
13. Any other model, no kit
14. Display/poster comparing birds to airplanes
15. Poster of aerospace careers
16. Drinking straw rocket
17. Display/poster of different types of aircraft
18. Diamond Kite

#### CLASS N – SNOMOBILE SAFETY

Lot No.	Description	1 <sup>st</sup>	2 <sup>nd</sup>	3 <sup>rd</sup>	4 <sup>th</sup>
		3.00	2.75	2.50	2.25

1. Safety poster (14"x22")
2. Safety scrapbook

#### CLASS O – HANDYMAN PROJECT, 1<sup>ST</sup> YEAR

#### CLASS P – HANDYMAN PROJECT, 2/MORE YEARS

Lot No.	Description	1 <sup>st</sup>	2 <sup>nd</sup>	3 <sup>rd</sup>	4 <sup>th</sup>
		3.00	2.75	2.50	2.25

1. Repaired, refinished or constructed article for use in workshop (attach a statement of work done/method used)
2. Repaired, refinished or constructed article for sport or recreational purposes (attach a statement of work done/method used)
3. Repaired, refinished or constructed article for use in the home (attach a statement of work done/method used)
4. Repaired, refinished or constructed article for use out-of-doors (attach a statement of work done/method used)
5. Poster/scrapbooking showing and explaining a handyman project

#### CLASS Q – MODELS (3<sup>RD</sup> – 5<sup>TH</sup> GRADE)

#### CLASS R – MODELS (6<sup>TH</sup> – 8<sup>TH</sup> GRADE)

#### CLASS S – MODELS (9<sup>TH</sup> GRADE/ABOVE)

The following classes (Q-U) require a 3"x5" index card attached to project with the following information; description of article, material used, work method (painted or pre-painted) and purpose of article

Lot No.	Description	1 <sup>st</sup>	2 <sup>nd</sup>	3 <sup>rd</sup>	4 <sup>th</sup>
		3.00	2.75	2.50	2.25

#### A. SKILL LEVEL ONE

1. Cars
2. Trucks

3. Ships
  4. Boats
  5. Any other
- #### B. SKILL LEVEL TWO

6. Cars
  7. Trucks
  8. Ships
  9. Boats
  10. Any other
- #### C. SKILL LEVEL THREE

11. Cars
  12. Trucks
  13. Ships
  14. Boats
  15. Any other
- #### D. SKILL LEVEL FOUR

16. Cars
17. Trucks
18. Ships
19. Boats
20. Any other

#### CLASS T – MODEL, FROM KIT, WITH APPROPRIATE SETTING TO SCALE (JUDGED ON SCENCE AS A WHOLE, NOT JUST KIT CONSTRUCTION) (EX: DOLLHOUSE OR ROOM, BATTLEFIELD, STAR WARS, ECT.)

Lot No.	Description	1 <sup>st</sup>	2 <sup>nd</sup>	3 <sup>rd</sup>	4 <sup>th</sup>
		3.00	2.75	2.50	2.25

1. Fantasy
2. Real life

#### CLASS U – MODEL, MAJORITY NOT FROM KIT, APPROPRIATE SCALE

Lot No.	Description	1 <sup>st</sup>	2 <sup>nd</sup>	3 <sup>rd</sup>	4 <sup>th</sup>
		3.00	2.75	2.50	2.25

1. Fantasy
2. Real life

#### CLASS V – LEGO PROJECT (3<sup>RD</sup> – 5<sup>TH</sup> GRADE)

#### CLASS W – LEGO PROJECT (6<sup>TH</sup> – 8<sup>TH</sup> GRADE)

#### CLASS X – LEGO PROJECT (9<sup>TH</sup> GRADE/ABOVE)

1. Exhibitors may use other brands similar to LEGO, such as K'Nex

2. **ALL LEGO ENTRIES** must be on a sturdy base for ease of handling or they will not be judged. Base must be as small as possible to fit project. The sides of the base should not be obscure viewing the entry. \*Item will be moved to judge.

3. Kit-build exhibit must include model instructions.

4. Lego projects must include a 3"x5" card with a description of the project listed.

Lot No.	Description	1 <sup>st</sup>	2 <sup>nd</sup>	3 <sup>rd</sup>	4 <sup>th</sup>
		3.00	2.75	2.50	2.25

1. Article, from a kit
2. Article, exhibitors original design, not from a kit
3. Aerospace (airplanes, rockets) – no kit
4. Aquatic (boats, etc.) – no kit
5. Animal(s) – no kit
6. Building – no kit
7. Dinosaur – no kit
8. Train(s) – no kit

9. Vehicle (car, truck, etc.) – no kit
10. Aerospace (airplanes, rockets) – from a kit
11. Aquatic (boats, etc.) – from a kit
12. Animal(s) – from a kit
13. Building – from a kit
14. Train(s) – from a kit
15. Vehicle (car, truck, etc.) – from a kit
16. Floral – single flower
17. Floral – bouquet
18. Floral – potted plant

**DEPARTMENT 25 – FOODS & NUTRITION**  
**Jenni Marx – Superintendent**

*Foods revue will be held prior to the fair. Contact the extension office for more details. Blue ribbon winners must display place settings, poster, or mini-booth at the Monroe County Fair to receive premium.*

\*Complete place settings includes silverware, napkin, placemat, drinkware, plate/bowl\*

**KINDERGARTEN – 2<sup>ND</sup> GRADE**

**CLASS A0 - KINDERGARTEN**

Lot No.	Description	1 <sup>st</sup>	2 <sup>nd</sup>	3 <sup>rd</sup>	4 <sup>th</sup>
		RBN	RBN	RBN	RBN

1. Nutritious drink (must include at least 3 ingredients) Bring placemat, serving glass, napkin, 3"x5" recipe card

**CLASS A1 - 1<sup>ST</sup> GRADE**

Lot No.	Description	1 <sup>st</sup>	2 <sup>nd</sup>	3 <sup>rd</sup>	4 <sup>th</sup>
		RBN	RBN	RBN	RBN

1. Vegetable snack – Raw, bring placement, serving glass, napkin, 3"x5" recipe card

**CLASS A2 - 2<sup>ND</sup> GRADE**

Lot No.	Description	1 <sup>st</sup>	2 <sup>nd</sup>	3 <sup>rd</sup>	4 <sup>th</sup>
		3.00	2.75	2.50	2.25

1. Fruit Snack- Raw, bring placemat, serving glass, plate, napkin and 3"x5" recipe card.

**CLASS A – FOODS REVUE, 3<sup>RD</sup> GRADE**

Lot No.	Description	1 <sup>st</sup>	2 <sup>nd</sup>	3 <sup>rd</sup>	4 <sup>th</sup>
		3.00	2.75	2.50	2.25

1. Hot or Cold sandwich – Bring complete place setting, 3"x5" recipe card and menu.

**CLASS B – FOODS REVUE, 4<sup>TH</sup> GRADE**

Lot No.	Description	1 <sup>st</sup>	2 <sup>nd</sup>	3 <sup>rd</sup>	4 <sup>th</sup>
		3.00	2.75	2.50	2.25

1. Appetizer (no vegetables, fruit, and/or dips) – Bring complete place setting, 3"x5" recipe and menu.

**CLASS C – FOODS REVUE, 5<sup>TH</sup> GRADE**

Lot No.	Description	1 <sup>st</sup>	2 <sup>nd</sup>	3 <sup>rd</sup>	4 <sup>th</sup>
		3.00	2.75	2.50	2.25

1. Cold Salad (vegetable, fruit, gelatin, pasta) – Bring entire item as you would serve it, judge may ask for an individual serving. Bring complete place setting, 3"x5" recipe card and menu.

**CLASS D – FOODS REVUE, 6<sup>TH</sup> GRADE**

Lot No.	Description	1 <sup>st</sup>	2 <sup>nd</sup>	3 <sup>rd</sup>	4 <sup>th</sup>
		3.00	2.75	2.50	2.25

1. Yeast or Quick bread or muffins from scratch – Bring complete place setting, 3"x5" recipe card, complete menu for meal and centerpiece.

**CLASS E – FOODS REVUE, 7<sup>TH</sup> GRADE**

Lot No.	Description	1 <sup>st</sup>	2 <sup>nd</sup>	3 <sup>rd</sup>	4 <sup>th</sup>
		3.00	2.75	2.50	2.25

1. Soup or Stew (one serving) – Bring complete place setting, 3"x5" recipe card, complete menu for meal and centerpiece.

**CLASS F – FOODS REVUE, 8<sup>TH</sup> GRADE**

Lot No.	Description	1 <sup>st</sup>	2 <sup>nd</sup>	3 <sup>rd</sup>	4 <sup>th</sup>
		3.00	2.75	2.50	2.25

1. Dessert (one serving) – Bring complete place setting, 3"x5" recipe card, complete menu for meal and centerpiece.

**CLASS G – FOODS REVUE, 9<sup>TH</sup> GRADE**

Lot No.	Description	1 <sup>st</sup>	2 <sup>nd</sup>	3 <sup>rd</sup>	4 <sup>th</sup>
		3.00	2.75	2.50	2.25

1. Main Dish (one serving) – Bring complete place setting, 3"x5" recipe card, complete menu for meal and centerpiece.

**CLASS H – FOODS REVUE, 10<sup>TH</sup> GRADE**

Lot No.	Description	1 <sup>st</sup>	2 <sup>nd</sup>	3 <sup>rd</sup>	4 <sup>th</sup>
		3.00	2.75	2.50	2.25

1. Traditional Holiday Food (Valentine's Day, Thanksgiving, St. Patrick's Day, etc.) – Bring complete place setting, 3"x5" recipe card, complete menu for meal and centerpiece.

**CLASS I – FOODS REVUE, 11<sup>TH</sup> – 13<sup>TH</sup> GRADE**

Lot No.	Description	1 <sup>st</sup>	2 <sup>nd</sup>	3 <sup>rd</sup>	4 <sup>th</sup>
		3.00	2.75	2.50	2.25

1. \*Creative Chef – The following list of ingredients needs to be used within your prepared item and the rest of your menu. You need to provide all recipes of your menu, plus prepare one item for face-to-face judging.
2. Formal Meal – Prepare 2 items
3. Nutritionist – Create meal plan for 1 week for yourself, include information on age, weight and gender.

\*Creative Chef: 15 ingredients:

Odd Years: Pork or fish, cheese, butter, yogurt, romaine lettuce, fresh mushrooms, fresh garlic, pineapple, water chestnuts, scallions, mango, rice, spinach, olive oil, tomatoes.

Even Years: Beef or chicken, sour cream, butter, cheese, apples, peas, onions, parsley, pasta, cranberries, sunflower seeds, cucumbers, vinegar of choice, mushrooms, tomatoes.

Bring complete place settings, centerpiece, complete menu for meal and 3"x5" recipe card.

*Although only single servings are displayed by the exhibitor, bring your entire food item to share at the Foods Revue Buffet following the competition. Two (2) copies of your recipe will be needed. One should be attached to your entry form and the other should accompany your foods revue exhibit.*

**CLASS J – FOOD POSTER, 3<sup>RD</sup> – 5<sup>TH</sup> GRADE**  
**CLASS K – FOOD POSTER, 6<sup>TH</sup> – 8<sup>TH</sup> GRADE**  
**CLASS L – FOOD POSTER, 9<sup>TH</sup> GRADE/ABOVE**

Lot No.	Description	1 <sup>st</sup>	2 <sup>nd</sup>	3 <sup>rd</sup>	4 <sup>th</sup>
		3.00	2.75	2.50	2.25

1. Appropriate to project year

*Create your own food idea (nutrition, preparation, safety, buy-man-ship, dairy promotion). Your theme can create your own title. Poster should have title, heading, etc. Posters can be hand drawn, painted, magazine pictures or photos. Must be on 14"x22" tag board.*

**CLASS M – MINI-BOOTH, 3<sup>RD</sup> – 5<sup>TH</sup> GRADE**  
**CLASS N – MINI-BOOTH, 6<sup>TH</sup> – 8<sup>TH</sup> GRADE**  
**CLASS O – MINI-BOOTH, 9<sup>TH</sup> GRADE/ABOVE**

Lot No.	Description	1 <sup>st</sup>	2 <sup>nd</sup>	3 <sup>rd</sup>	4 <sup>th</sup>
		3.00	2.75	2.50	2.25

1. Appropriate to project year – Teaching one of the following ideas: buying, food safety, food preparation, consumer concern; food science related to dairy foods. 14"x32" max size – do not use perishable foods as part of display.

**SPECIAL AWARDS:**

The Foods Revue judge will give out merit awards. The judge's decision will be on the interview with the member. (Dairy foods, etc. will not be a part of the Merit Award selection) Merit ribbons will be given. Awards for each class will also be handed out. Prizes will vary from year to year.

**Junior Fair FOOD PREPARATION**

Please note that (\*\*) Class P/Q/R, Lot No. 10 Vegetable Cake, unfrosted will be conferenced judged. Judging times vary by each individual class. If you have an entry in a conferenced-judged lot, you must report to the foods department at least 15 minutes before your designated judging time to check in. Those exhibitors not present for the judging will be given an automatic fourth place premium.

*Conference Judging Times:*

- (\*\*) Class P, Lot No. 29 – Thursday at 12:30pm
- (\*\*) Class Q, Lot No. 29 – Thursday at 1:00pm
- (\*\*) Class R, Lot No. 29 – Thursday at 1:30pm

**\*NO PRE-MADE OR STORE-BOUGHT FOOD, UNLESS STATED\***

**\*Bring entire cake, coffeecake, and breads to fair. Pieces will be cut at check-in according to specific category directions. Remainder will return home with you. Items will be disposed of at the conclusion of the fair. Entry tags will be saved. On Sunday of fair, entry tags with placing sticker or stamp can be shown for a traditional ribbon.**

**CLASS P – FOOD PREPARATION, 3<sup>RD</sup> – 5<sup>TH</sup> GRADE**  
**CLASS Q – FOOD PREPARATION, 6<sup>TH</sup> – 8<sup>TH</sup> GRADE**  
**CLASS R – FOOD PREPARATING, 9<sup>TH</sup> GRADE/ABOVE**

Lot No.	Description	1 <sup>st</sup>	2 <sup>nd</sup>	3 <sup>rd</sup>	4 <sup>th</sup>
		3.00	2.75	2.50	2.25

**CAKES**

(3" corner piece or ¼ of entire cake, all conventionally made unless specified)

1. Yellow, mix, unfrosted
2. Yellow, non-mix, unfrosted, include recipe
3. Yellow, non-mix, microwave, include recipe
4. White, mix, unfrosted
5. White, non-mix, unfrosted, include recipe
6. White, non-mix, microwave, include recipe
7. Chocolate, mix, unfrosted
8. Chocolate, non-mix, include recipe
9. Apple or applesauce cake
10. (\*\*\*)Vegetable cake, unfrosted
11. Vegetable cake, microwave
12. Pound cake, unfrosted
13. Spice cake, non-mix, unfrosted, include recipe
14. Sponge, non-mix, unfrosted, include recipe
15. Chiffon, non-mix, unfrosted, include recipe
16. Angel food, non-mix, unfrosted, include recipe
17. Jelly roll, any variety, (2) 1" slices
18. Cake donuts, 2
19. Any other cake variation, specify and include recipe

**PIES**

(3" – 4" pie shells, if just shell, leave whole – crust must be homemade)

20. Pie crust, standard, no filling
21. Pie crust, decorative edge, filling
22. Single crust fruit pie, specify variety
23. Any other single crust pie, bring recipe
24. Double crust fruit pie, specify variety
25. Any other double crust pie, bring recipe

**COOKIES**

(2 cookies)

26. Chocolate chip
27. Peanut Butter
28. Rolled, white/spice
29. Oatmeal, drop
30. Drop, any variety, specify (no chocolate chip or oatmeal)
31. Pressed, specify, variety, include recipe
32. Molded, specify, variety, include recipe
33. Refrigerator, include recipe
34. Filled, include recipe
35. No-bake, include recipe

**BARS**

(3" corner piece)

36. Brownies, cake-type, unfrosted
37. Brownies, bar-type, unfrosted
38. Granola Bar, 2"x3"
39. No-bake bar, unfrosted/not decorated
40. Any other variety, specify
41. Cookie type, specify variety, include recipe
42. Cookie type w/ cranberries

### **QUICK BREADS**

(2 muffins or biscuits, 3" corner piece for cakes)

43. Muffins, plain, no-liners
44. Muffins, fruit, no-liners
45. Muffins, bran, no-liners
46. Muffins, cornbread, no-liners
47. Muffins, any variety, no-liners, include recipe
48. Biscuits, baking powder, cut
49. Biscuits, baking powder, drop
50. Coffee cake, any variety, include recipe
51. Coffee cake, made w/cranberries, include recipe
52. Fruit bread, any variety, include recipe
53. Vegetable bread, any variety, include recipe

### **YEAST BREADS & ROLLS**

(Non-machine or mix unless specified, ¼ of loaf left, including heel)

54. White bread
55. Wheat
56. White, machine made
57. Wheat, machine made
58. Machine made, own recipe, include recipe, loaf
59. Bread loaf, any other variety, specify
60. Dinner rolls, white, 2
61. Dinner rolls, white, dough made in machine, 2
62. Dinner rolls, wheat, 2
63. Dinner rolls, wheat, dough made in machine, 2
64. Dinner rolls, any other variety, specify, 2
65. Dinner rolls, any other variety, machine-made, specify variety, 2
67. Dinner rolls, shaped, machine-made dough, specify, 2
68. Soft Pretzels, 2
69. Bread sticks, yeast, 2
70. Bread sticks, yeast, machine-made, 2
71. Yeast coffee cake, made w/ cranberries
72. Yeast coffee cake, other, include recipe
73. Cinnamon rolls, unfrosted, 2
74. Decorative bread, frozen or homemade dough, hand-shaped, creative design
75. Doughnuts, yeast, 2

### **SOURDOUGH**

76. Classic sourdough loaf
77. Dinner rolls, 2
78. Pretzels, 2
79. Bagels, 2
80. Cinnamon rolls, unfrosted, 2
81. Muffins, unfrosted, 2
82. Brownies, 2

### **HERITAGE FOODS**

83. Skrull, krumcake, 2
84. Pizell, 2
85. Rosette, 2
86. Lefsa, 2 whole sheets
87. Tortilla, 2
88. Flatbread, 1 sheet broke into 4 pieces
89. Kolache, small, 2" round
90. Kolache, large, 8" round
91. International bread, include recipe, ¼ loaf and heel
92. Fattigman bakkels, 2

93. Sandbakkels, 2
94. Kringle, 2
95. Any other heritage baked item (include recipe)

### **CANDIES**

(Bring 4 pieces and MUST include recipe)

96. Caramel
97. Chocolate fudge
98. Peanut brittle
99. Dipped candy
100. Molded candy
101. Hard candy
102. Taffy
103. Mints
104. Divinity
105. Penuche
106. Candy melts, 3<sup>rd</sup> – 5<sup>th</sup> grade only
107. Any other homemade candy

### **MISCELLANEOUS**

108. (\*\*\*) Monroe County Dairy Promotion Recipe (recipe listed in book)
109. Recipe box, 1<sup>st</sup> year, 10 recipes that you have prepared
110. Recipe box, 10 recipes will be added to the previously accumulated recipes each year after your first year, state how many years on the entry tag.
111. Theme gift basket/package, any occasion, baskets/packages must include at least one nutritious food product and be no larger than 12" in diameter or 12"x12" square for a package
112. Gifts in a jar (ex. soup/cookies/drink mixes)

*Pasture Pride Cheese of Cashton will present a monetary award to the top 4 of each age category. Along with a top overall. Judging will take place Thursday at 12:30pm*

**1<sup>st</sup> - \$25.00**

**2<sup>nd</sup> - \$20.00**

**3<sup>rd</sup> - \$15.00**

**4<sup>th</sup> - \$10.00**

**\*\*\*Monroe County Dairy Promotion Recipe\*\***

### **CORNBREAD**

#### **Ingredients:**

- 6 Strips of Bacon, cut into ½ inch pieces
- 1 Cup Yellow Cornmeal
- ½ Cup All-Purpose Flour
- 1 Tbsp. Baking Powder
- 1 Cup Buttermilk
- ½ Cup Whole Milk
- 1 Large Egg
- ½ Tsp. Baking Soda
- ¼ Cup Butter
- 3 Tbsp. Finely Chopped Fresh Chives
- 2 Cups Pasture Pride Cheddar Cheese – Shredded

#### **Directions:**

1. Preheat oven to 450 degrees. Cook the bacon over medium-high heat, stirring occasionally, until crisp, 7 to 8 minutes. Transfer the bacon to a paper towel-lined plate.

2. Whisk the cornmeal, flour, baking powder and salt in a large bowl. Whisk the buttermilk, milk and egg in a medium bowl, then whisk in the baking soda. Pour the buttermilk mixture into the cornmeal mixture and stir with a fork until combined.

3. Put ¼ shortening in a small microwave-safe bowl and microwave until melted. Slowly add the melted shortening to the batter, stirring with a spoon until just combined. Fold in the chives, 1 ½ cups of the cheddar cheese and all but a few tablespoons of the bacon.

4. Use a small amount of shortening to grease an 8"x8" pan. Pour the batter into the pan and spread to even out the surface. Sprinkle the remaining ½ cup of cheddar cheese.

5. Bake until the top is golden brown, the cornbread is cooked through and the edges are crisp, about 20 to 25 minutes. Let cool 15 minutes before slicing. Top with chives and the remaining bacon.

### **JUNIOR FAIR – CAKE DECORATING**

*All cakes and cupcakes are encouraged to use a "dummy" cakes this year. Please cut cake shapes and sizes out of foam, except Lot No. 7, use a real cake. Please use your own frostings. Place cake on a disposable board, cakes will be disposed of after the conclusion of the fair. If you used un-edible decorations, your cake will be saved for you to remove those items only and the rest will be disposed of.*

### **CLASS S – CAKE DECORATING, 3<sup>RD</sup> – 6<sup>TH</sup> GRADE**

### **CLASS T – CAKE DECORATING, 7<sup>TH</sup> GRADE/ABOVE**

(Must use own cakes, cookies & cupcakes for decorating)

<b>Lot No. Description</b>	<b>1<sup>st</sup></b>	<b>2<sup>nd</sup></b>	<b>3<sup>rd</sup></b>	<b>4<sup>th</sup></b>
	3.00	2.75	2.50	2.25

- 2 cupcakes using 1-2 frosting techniques (shell, star, etc.)
- 2 cupcakes using 3 or more frosting techniques
- 2 cupcakes using edible decorations
- 8"x8" frosted cake using 2/more frosting techniques
- 9" round decorated cake, using 2/more techniques
- 9"x13" decorated cake, using 2/more techniques
- Decorated cake using a character, molded or shape pan (not round, square or rectangular pan)
- Cut-out cake, decorated
- Decorated shape cookies, 3
- Layer cake, decorated, using edible decorations, 2/more techniques
- Wedding cake, single
- Wedding cake, tiered or layered
- Special occasion, specify
- Special occasion cake, layered
- Any other decorated cake or cookie not listed above

### **FOOD PRESERVATION**

*All food preservation exhibits must be in standard canning jars and must state method of preservation such as hot water bath or pressure canned, length of processing time and date canned. Indicate if type and amount of acid used when appropriate. Tape labels securely on jars. Rings should be removed from the jars. Current USDA and University Extension canning procedure must be followed. Jams and Jelly – No freezer jam or jelly. Dried Foods – ¼ cup measure*

*in clean sealed plastic clear bag unless otherwise stated. All food must have been preserved within the last year since previous fair. All jars must be clean, sealed and in excellent condition. Canning exhibits, excluding jams and jellies, must be made in either standard pint or quart jars. Jelly must be exhibited in any straight-sided jar or jelly glass with self-sealing lid, no larger than one pint. All jars must be labeled. Jars will be judged on the following point system: Jar (10 points), Pack (30 points), Products (40 points), Liquid (20 points)*

**Attach a 3"x5" card with the following information:**

*Product:*

*Date Canned: Month \_\_\_\_\_ Day \_\_\_\_\_*

*Year \_\_\_\_\_*

*Method of Preparing: (check one) Hot Pack \_\_\_\_\_ Cold Pack \_\_\_\_\_*

*Method of Processing: (check one)*

*Boiling Water Bath \_\_\_\_\_ Pressure Canner \_\_\_\_\_*

*Processing Time: Quart \_\_\_\_\_ Pint \_\_\_\_\_*

### **CLASS U – FOOD PRESERVATION, 3<sup>RD</sup> – 6<sup>TH</sup> GRADE**

### **CLASS V – FOOD PRESERVATION, 7<sup>TH</sup>**

### **GRADE/ABOVE**

<b>Lot No. Description</b>	<b>1<sup>st</sup></b>	<b>2<sup>nd</sup></b>	<b>3<sup>rd</sup></b>	<b>4<sup>th</sup></b>
	3.00	2.75	2.50	2.25

### **CANNED FRUITS**

- Apples, quartered or halved
- Applesauce
- Blackberries
- Blueberries
- Cherries, pitted
- Cherries, whole
- Fruit, any other variety
- Juice, any variety
- Peaches
- Pears
- Plums
- Raspberries, black
- Raspberries, red
- Rhubarb
- Strawberries
- Pie Filling, Specify Variety

### **CANNED VEGETABLES**

- Asparagus, cut
- Beans, green
- Beans, yellow
- Beets
- Carrots, sliced
- Carrots, whole
- Corn, cut from cob
- Mixed vegetables, for soup
- Salsa
- Sauerkraut, fermentation to be complete
- Tomato juice
- Tomato sauce
- Tomatoes, whole

### **CANNED MEAT**

- Beef
- Chicken

## DEPARTMENT 26 – CLOTHING

Denise Murry – Superintendent

- 32. Fish
- 33. Pork
- 34. Venison

### JELLY, JAMS, CONSERVES

- 35. Apple Jelly
- 36. Blackberry Jelly
- 37. Grape Jelly
- 38. Raspberry Jelly
- 39. Strawberry Jelly
- 40. Low sugar jelly, any variety
- 41. Any other jelly variety
- 42. Black Raspberry Jam
- 43. Blackberry Jam
- 44. Red Raspberry Jam
- 45. Strawberry Jam
- 46. Jam, low sugar, any variety
- 47. Jam, any other variety
- 48. Peach conserve
- 49. Rhubarb conserve
- 50. Strawberry conserve
- 51. Maple Syrup
- 52. Honey, 1 jar

### PICKLES

- 53. Beet pickles
- 54. Bread and butter pickles
- 55. Dill pickles (must be canned after July 31<sup>st</sup> of previous fair year)
- 56. Sweet pickles, cucumber
- 57. Watermelon pickles
- 58. Mixed vegetable pickle

### **CLASS W – DRIED FOODS, ANY AGE (BRING ONE CUP IN A PLASTIC BAG)**

Lot No. Description	1 <sup>st</sup>	2 <sup>nd</sup>	3 <sup>rd</sup>	4 <sup>th</sup>
1. Fruit	3.00	2.75	2.50	2.25
2. Fruit leather				
3. Vegetable				
4. Any other non-protein (not meat)				
5. Jerky				

### DRIED HERBS

#### **CLASS X – HERBS, DRIED**

*Identify herb and method of drying, i.e., air, oven, dehydrator. Entry must be bundled or in a zip-lock plastic bag.*

Lot No. Description	1 <sup>st</sup>	2 <sup>nd</sup>	3 <sup>rd</sup>	4 <sup>th</sup>
1. Basil	3.00	2.75	2.50	2.25
2. Parsley				
3. Thyme				
4. Dill				
5. Mint				
6. Chives				
7. Any other, correctly identified				

The Clothing Preview will be held prior to the Monroe County Fair. Information may be obtained by contacting the Monroe County Extension Office. Every 4-H member who enters is expected to model in the Clothing Preview AND the Style Show at the Monroe County Fair. Failure to exhibit in the Style Show at the fair will result in loss of premium. Entries will be judged for suitability of garment to individual and purpose; as to color and design; general appearance, neatness, posture; fit; construction to the extent it affects general appearance.

*Garments entered in the Clothing Preview and modeled may be entered in the clothing exhibit and judged for construction. PLEASE NOTE: Those creating and modeling articles of clothing for the Clothing Preview, the Style Show and Wisconsin State Fair are exempt from dress/appearance code within reason (ex. a prom dress with thin straps or no straps and heels is permitted, as it fits the garment's needs and use.) However, remember to keep your garments in good taste.*

**Beginners:** Limit two (2) entries per exhibitor, plus consumer buymanship. Open to members in their first or second year. Serger may also be used for any entry.

### CONVENTIONAL MACHINE SEWING

**CLASS A – CLOTHING PREVIEW, BEGINNING, GRADES 3<sup>RD</sup> – 4<sup>TH</sup>**

**CLASS B – CLOTHING PREVIEW, BEGINNING, GRADES 5<sup>TH</sup> – 6<sup>TH</sup>**

**CLASS C – CLOTHING PREVIEW, BEGINNING, GRADES 7<sup>TH</sup>/ABOVE**

Lot No. Description	1 <sup>st</sup>	2 <sup>nd</sup>	3 <sup>rd</sup>	4 <sup>th</sup>
	3.00	2.75	2.50	2.25
1. Apron				
2. Skirt				
3. Shorts or culottes				
4. Pants				
5. Lounge Pants				
6. Blouse/Shirt or Top				
7. Outfit for general wear				
8. Dress or Jumper				
9. Nightwear				
10. Outerwear				
11. Consumer Buymanship Outfit (at least one item constructed)				
12. Cos Play Outfit				

**INTERMEDIATE:** Limit two (2) entries per exhibitor, plus – Consumer Buymanship. Open to members in their third, fourth or fifth year. Serger may also be used for any entry.

**CONVENTIONAL MACHINE SEWING**

**CLASS D – CLOTHING PREVIEW, INTERMEDIATE, GRADES 5<sup>TH</sup> – 6<sup>TH</sup>**

**CLASS E – CLOTHING PREVIEW, INTERMEDIATE, GRADES 7<sup>TH</sup> – 8<sup>TH</sup>**

**CLASS F – CLOTHING PREVIEW, INTERMEDIATE, GRADES 9<sup>TH</sup>/ABOVE**

Lot No. Description	1 <sup>st</sup>	2 <sup>nd</sup>	3 <sup>rd</sup>	4 <sup>th</sup>
	3.00	2.75	2.50	2.25

1. Nightwear
2. Skirt
3. Shorts
4. Pants
5. Lounge pants
6. Blouse/Shirt or Top
7. Skirt with Top
8. Pants with Top
9. Shorts with Top
10. Jumper or Overalls with Top
11. Jumpsuit, short or long
12. Sportswear outfit (at least two pieces)
13. Dress for general wear
14. Dress for best wear
15. Outerwear
16. Garment for someone else
17. Consumer Buymanship Outfit (at least one item constructed)
18. Cos Play Outfit

**ADVANCED:** Limited to two (2) entries per exhibitor – plus Consumer Buymanship. Open to members with six or more year. Serger may also be used for any entry.

**CLASS G – CLOTHING PREVIEW, GRADES 8<sup>TH</sup>/ABOVE**

Lot No. Description	1 <sup>st</sup>	2 <sup>nd</sup>	3 <sup>rd</sup>	4 <sup>th</sup>
	3.00	2.75	2.50	2.25

1. Nightwear or Loungewear
2. Beachwear
3. Skirt with Top
4. Shorts with Top/Shirt
5. Pants with Top/Shirt
6. Dress/Outfit for general wear
7. Garment for pre-school child
8. Garment for school child
9. Jacket, unlined
10. Suit, unlined
11. Dress outfit for best wear
12. Dress outfit for party/formal wear
13. Sports outfit, two pieces (not dress)
14. Garment for adult
15. Altered/recycled garment (must provide before picture)
16. Outerwear/coat
17. Jacket, lined
18. Suit, lined
19. Jumpsuit, short or long
20. Costume for yourself/another
21. Consumer Buymanship Outfit (at least one item constructed)
22. Cos Play Outfit

**CLOTHING CONSTRUCTION**

**Denise Murray – Superintendent**

1. Serger may be used for part or all of the construction of garment.
2. One exhibit per lot number.
3. No limit on number of entries in each class.
4. All garments must have been constructed by the exhibitor during this club year.
5. Clothing entries may have been worn but must be clean and pressed.
6. Exhibitor must provide a see-through protective garment.
7. Garments modeled at the Clothing Preview may be entered in the clothing exhibit and judged for construction.
8. A 3"x5" card must be attached to the garment containing the following information: A-Fiber Content (generic name), B-Type of Interfacing (if used), C-Preparation of Fabric and Notions, D-Intended Care/Use, E-Pattern(s) Used

**BEGINNERS:** For exhibitors in their first or second year of clothing project.

**CLASS H – CONSTRUCTION, GRADES 3<sup>RD</sup> – 4<sup>TH</sup>**

**CLASS I – CONSTRUCTION, GRADES 5<sup>TH</sup> – 6<sup>TH</sup>**

**CLASS J – CONSTRUCTION, GRADES 7<sup>TH</sup>/ABOVE**

Lot No. Description	1 <sup>st</sup>	2 <sup>nd</sup>	3 <sup>rd</sup>	4 <sup>th</sup>
	3.00	2.75	2.50	2.25

1. Article for care of clothing (hanger cover, pajama bag, etc.)
2. Pillow or Pillowcase
3. Apron
4. Simple Top
5. Blouse/Shirt
6. T-Shirt
7. Vest
8. Skirt
9. Shorts/Culottes
10. Pants
11. Nightgown or Pajamas
12. Jumper
13. Jumpsuit, Short or Long
14. Dress
15. Outfit for general wear
16. Garment made from fleece
17. Grocery or lunch bag
18. Any craft or machine stitched article
19. Sewing box equipped with tools
20. Poster showing 4 different types of fabrics, identified size 14"x11"
21. Cos Play Outfit

**INTERMEDIATE:** For exhibitors enrolled in their third, fourth or fifth year of the Clothing Project.

**CLASS K – CONSTRUCTION, GRADES 5<sup>TH</sup> – 6<sup>TH</sup>**

**CLASS L – CONSTRUCTION, GRADES 7<sup>TH</sup> – 8<sup>TH</sup>**

**CLASS M – CONSTRUCTION, GRADES 9<sup>TH</sup>/ABOVE**

Lot No. Description	1 <sup>st</sup>	2 <sup>nd</sup>	3 <sup>rd</sup>	4 <sup>th</sup>
	3.00	2.75	2.50	2.25

1. Accessory (scarf, hat, mittens, purse)
2. T-Shirt

3. Pull over top
4. Simple shorts/culottes, elastic waist
5. Pants, elastic waist
6. Skirt, elastic waist
7. Lounge wear
8. Vest
9. Zippered pencil case
10. Nightwear
11. Blouse or shirt
12. Sweatshirt
13. Shorts or culottes w/ zipper
14. Pants w/ zipper
15. Jumper
16. Jumpsuit, short or long
17. Dress, general wear
18. Dress, best wear
19. Dressy pants outfit
20. Outfit for general wear
21. Sportswear/jogging suit
22. Outerwear
23. Garment made from leather
24. Garment made from fleece
25. Costume
26. Period Clothing (must identify era)
27. Knapsack/backpack/fanny pack
28. Any other craft/machine stitched article not otherwise listed
29. Poster showing 6 different fabrics, 14"x22" poster
30. Cos Play Outfit

**ADVANCED:** For exhibitors in their sixth year or more of the clothing project.

**CLASS N – CONSTRUCTION, GRADES 8<sup>TH</sup>/ABOVE**

Lot No. Description	1 <sup>st</sup>	2 <sup>nd</sup>	3 <sup>rd</sup>	4 <sup>th</sup>
	3.00	2.75	2.50	2.25

1. Accessory (belt/scarf/hat/purse)
2. T-Shirt
3. Blouse or shirt, any type
4. Sweatshirt
5. Vest
6. Nightwear/Loungewear
7. Jumper
8. Jumpsuit, short or long
9. Skirt with top
10. Outfit for general wear
11. Dress for general wear
12. Dress for best wear
13. Dressy pant outfit
14. Sports outfit/jogging suit
15. Beachwear (swimsuit cover-up)
16. Outerwear/coat
17. Backpack, duffle bag, fanny pack
18. Garment for pre-school child
19. Garment for school child
20. Garment for adult
21. Garment made from leather
22. Garment made from fleece
23. Jacket, unlined
24. Jacket, lined
25. Suit, unlined

26. Suit, lined
27. Costume
28. Period Clothing (must identify era)
29. Any other craft/machine stitched article
30. Poster showing 8 different fabrics, 14"x22" poster
31. Cos Play Outfit

**CLASS O – LIVESTOCK OR EQUESTRIAN ATTIRE, ANY AGE GROUP**

Lot No. Description	1 <sup>st</sup>	2 <sup>nd</sup>	3 <sup>rd</sup>	4 <sup>th</sup>
	3.00	2.75	2.50	2.25

1. 1 pc. Clothing
2. 2 pc. Clothing (any comb, shirt, vest, blouse, jacket/blazer, pant)
3. Accessory used by exhibitor (ex. scarf, chaps, hat band, fanny pack, etc.)
4. Article used by Animal (ex. coat, blanket, leg wrap/warmer, etc.)
5. Decorative item (ex. wall hanging, pillow, blanket, etc. pertaining to animal project)
6. Any other sewn article not mentioned above (ex. boot bag, saddle carrier, etc.)

**DEPARTMENT 27 – KNITTING & CROCHETING**

**Linda Niebuhr – Superintendent**

Only completed, clean and dry entries will be accepted. All entries should have been made within the past year by the exhibitor. Any entry previously entered or exhibited at the Monroe County Fair will not be accepted. All entries adhere to the requirements of that age group.

All items should include a 3"x5" card including the following:

- a) age of exhibitor
  - b) room in which used
  - c) describe how article will be used
  - d) materials used
  - e) what stitches were used
  - f) if any increase or decrease were used
- Items without cards will lose one placing

**KNITTING**

**CLASS A – BEGINNING KNITTING, 3<sup>RD</sup> – 6<sup>TH</sup> GRADE**  
(Simple or plain article without increases, decreases or fancy stitches)

**CLASS B – BEGINNING KNITTING, 7<sup>TH</sup> GRADE/ABOVE**

(Simple stitches, optional increases or decreases)

Lot No. Description	1 <sup>st</sup>	2 <sup>nd</sup>	3 <sup>rd</sup>	4 <sup>th</sup>
	3.00	2.75	2.50	2.25

1. Slippers
2. Hat or Cap, Mittens
3. Scarf or Shawl
4. Purse or tote bag
5. Christmas article
6. Simple pillow
7. Felted Item
8. Any finger or arm knitted item

9. Toy
10. Small Animal
11. Large Animal
12. Table Runner
13. Dishcloth
14. Hand Towel
15. Hand Towel with matching dishcloth
16. Coasters, set of 4
17. Coasters, set of 2
18. Hot pad
19. Microwave Hot pad Bowl
20. Plastic Bag Sleeve
21. Cosmetic Bag
22. Bath Mitt
23. Any other accessory for home not listed
24. Any other garment not listed

**CLASS C – INTERMEDIATE KNITTING, 4<sup>TH</sup> – 6<sup>TH</sup> GRADE**

(All articles must include increases, decreases and may include fancy stitches, two or four needles)

**CLASS D – INTERMEDIATE KNITTING, 7<sup>TH</sup> GRADE/ABOVE**

(All articles must include increases, decreases and may include fancy stitches, two or four needles)

Lot No.	Description	1 <sup>st</sup>	2 <sup>nd</sup>	3 <sup>rd</sup>	4 <sup>th</sup>
		3.00	2.75	2.50	2.25

1. Slippers
2. Hat or Cap, Mittens
3. Scarf or Shawl
4. Purse or tote bag
5. Christmas article
6. Small article made from handspun yarn
7. Large article made from handspun yarn
8. Baby Afghan
9. Afghan
10. Pillow
11. Baby sweater, hat and/or booties
12. Article using sport yarn
13. Poster showing 6 examples of knitting stitches (must be of yarn)
14. Felted item
15. Any finger or arm knitted item
16. Toy
17. Small Animal
18. Large Animal
19. Table Runner
20. Dishcloth
21. Hand towel
22. Hand towel with matching dishcloth
23. Coasters, set of 4
24. Coasters, set of 6
25. Hot pad
26. Microwave Hot pad Bowl
27. Plastic Bag Sleeve
28. Cosmetic Bag
29. Bath Mitt
30. Any other accessory for home not listed
31. Any other garment not listed

**CLASS E – ADVANCED KNITTING, 5<sup>TH</sup> – 6<sup>TH</sup> GRADE**

**CLASS F – ADVANCED KNITTING, 7<sup>TH</sup>**

**GRADE/ABOVE**

(All articles must combine to create a design or may use one color with pattern (not garter stitch))

Lot No.	Description	1 <sup>st</sup>	2 <sup>nd</sup>	3 <sup>rd</sup>	4 <sup>th</sup>
		3.00	2.75	2.50	2.25

1. Christmas article
2. Simple accessory to wear (hat, scarf, slippers, headband, mittens, etc.)
3. Simple garment to wear or accessory to use in home (sweater, vest, Afghan, etc.)
4. Four-needle article to wear (socks, mittens, etc.)
5. Advance garment of one yarn. May have pattern design or embroidery (ex. buttonhole, raglan-cardigan, set-in sleeve, pullover or cardigan)
6. Advance garment to wear w/mixed colors carrying yarn or mixed yarn bobbin knitting (ex. pullover or cardigan sweaters)
7. Advanced article to use in home (Afghan, etc.)
8. Small article made from handspun yarn
9. Large article made from handspun yarn
10. Large article made from handspun yarn
11. Baby sweater, hat and/or booties
12. Pillow
13. Article using sport yarn
14. Felted item
15. Any finger or arm knitted item
16. Toy
17. Small animal
18. Large animal
19. Table runner
20. Dishcloth
21. Hand Towel
22. Hand Towel with matching dishcloth
23. Coasters, set of 4
24. Coasters, set of 2
25. Hot pad
26. Microwave Hot pad Bowl
27. Plastic Bag Sleeve
28. Cosmetic Bag
29. Bath Mitt
30. Any other garment not listed
31. Any article for home not listed

**CLASS G – ADVANCED KNITTING BOUTIQUE – OPEN TO ANYONE**

1) Texture knitting or fancy stitches; 2) Circular knitting using circular needle or double point needles; 3) Color patterns carrying two or more colors in one row; 4) Fair Isle or Scandinavian; 5) Aran (multi pattern)

Lot No.	Description	1 <sup>st</sup>	2 <sup>nd</sup>	3 <sup>rd</sup>	4 <sup>th</sup>
		3.00	2.75	2.50	2.25

1. Christmas article
2. Scarf, shawl
3. Pillow
4. Infant/child's garment
5. Infant/child's Afghan
6. Sweater with sleeves
7. Afghan
8. Small article made from handspun yarn
9. Large article made from handspun yarn

10. Toy
11. Small animal
12. Large animal
13. Table runner
14. Dishcloth
15. Hand Towel
16. Hand Towel with matching dishcloth
17. Coasters, set of 4
18. Coasters, set of 2
19. Hot pad
20. Microwave Hot pad Bowl
21. Plastic Bag Sleeve
22. Cosmetic Bag
23. Bath Mitt
24. Any other garment not listed
25. Any article for home not listed

### **CROCHETING**

#### **CLASS H – BEGINNING CROCHETING, 3<sup>RD</sup> – 6<sup>TH</sup> GRADE**

#### **CLASS I – BEGINNING CROCHETING, 7<sup>TH</sup> GRADE/ABOVE**

Article to include one, two, three or all four of the following stitches: chain stitch, slip stitch, single stitch or double crochet stitch; example: granny square

<b>Lot No. Description</b>	<b>1<sup>st</sup></b>	<b>2<sup>nd</sup></b>	<b>3<sup>rd</sup></b>	<b>4<sup>th</sup></b>
----------------------------	-----------------------	-----------------------	-----------------------	-----------------------

- |  |  |  |  |  |
|--|--|--|--|--|
| 1. Scarf, stole or shawl               |  |  |  |  |
| 2. Hat or Cap                          |  |  |  |  |
| 3. Simple Pillow                       |  |  |  |  |
| 4. Tote bag or purse                   |  |  |  |  |
| 5. Slippers or booties                 |  |  |  |  |
| 6. Afghan, made in 1 piece             |  |  |  |  |
| 7. Afghan, made in strips/squares      |  |  |  |  |
| 8. Doilies, under 10"                  |  |  |  |  |
| 9. Doilies, over 10"                   |  |  |  |  |
| 10. Christmas article                  |  |  |  |  |
| 11. Toy                                |  |  |  |  |
| 12. Small Animal                       |  |  |  |  |
| 13. Large Animal                       |  |  |  |  |
| 14. Table Runner                       |  |  |  |  |
| 15. Dishcloth                          |  |  |  |  |
| 16. Hand Towel                         |  |  |  |  |
| 17. Hand Towel with matching dishcloth |  |  |  |  |
| 18. Coasters, set of 4                 |  |  |  |  |
| 19. Coasters, set of 2                 |  |  |  |  |
| 20. Hot pad                            |  |  |  |  |
| 21. Microwave Hot pad Bowl             |  |  |  |  |
| 22. Plastic Bag Sleeve                 |  |  |  |  |
| 23. Cosmetic Bag                       |  |  |  |  |
| 24. Bath Mitt                          |  |  |  |  |
| 25. Any other garment no listed        |  |  |  |  |
| 26. Any article for home not listed    |  |  |  |  |

#### **CLASS J – INTERMEDIATE CROCHETING, 4<sup>TH</sup> – 6<sup>TH</sup> GRADE**

#### **CLASS K – INTERMEDIATE CROCHETING, 7<sup>TH</sup> GRADE/ABOVE**

(Simple stitches with half double crochet and/or treble crochet)

<b>Lot No. Description</b>	<b>1<sup>st</sup></b>	<b>2<sup>nd</sup></b>	<b>3<sup>rd</sup></b>	<b>4<sup>th</sup></b>
----------------------------	-----------------------	-----------------------	-----------------------	-----------------------

- |  |      |      |      |      |
|--|------|------|------|------|
|  | 3.00 | 2.75 | 2.50 | 2.25 |
| 1. Vest/sleeveless sweater             |      |      |      |      |
| 2. Purse or tote bag                   |      |      |      |      |
| 3. Baby blanket/Afghan/shawl           |      |      |      |      |
| 4. Baby sacque/sweater                 |      |      |      |      |
| 5. Slippers or booties                 |      |      |      |      |
| 6. Afghan, made in 1 piece             |      |      |      |      |
| 7. Afghan, made in strips/squares      |      |      |      |      |
| 8. Doilies, under 10"                  |      |      |      |      |
| 9. Doilies, over 10"                   |      |      |      |      |
| 10. Christmas article                  |      |      |      |      |
| 11. Toy                                |      |      |      |      |
| 12. Dresser scarf                      |      |      |      |      |
| 13. Christmas article                  |      |      |      |      |
| 14. Toy                                |      |      |      |      |
| 15. Small Animal                       |      |      |      |      |
| 16. Large Animal                       |      |      |      |      |
| 17. Table Runner                       |      |      |      |      |
| 18. Dishcloth                          |      |      |      |      |
| 19. Hand Towel                         |      |      |      |      |
| 20. Hand Towel with matching dishcloth |      |      |      |      |
| 21. Coasters, set of 4                 |      |      |      |      |
| 22. Coasters, set of 2                 |      |      |      |      |
| 23. Hot pad                            |      |      |      |      |
| 24. Microwave Hot pad Bowl             |      |      |      |      |
| 25. Plastic Bag Sleeve                 |      |      |      |      |
| 26. Cosmetic Bag                       |      |      |      |      |
| 27. Bath Mitt                          |      |      |      |      |
| 28. Any other garment no listed        |      |      |      |      |
| 29. Any article for home not listed    |      |      |      |      |

#### **CLASS L – ADVANCE CROCHETING, 3<sup>RD</sup> YEAR**

Fancy – using a combination of the four basic stitches in a pattern.

<b>Lot No. Description</b>	<b>1<sup>st</sup></b>	<b>2<sup>nd</sup></b>	<b>3<sup>rd</sup></b>	<b>4<sup>th</sup></b>
----------------------------	-----------------------	-----------------------	-----------------------	-----------------------

- |   |      |      |      |      |
|---|------|------|------|------|
|   | 3.00 | 2.75 | 2.50 | 2.25 |
| 1. Scarf                                  |      |      |      |      |
| 2. Sweater with sleeves                   |      |      |      |      |
| 3. Baby sacque/sweater                    |      |      |      |      |
| 4. Baby Afghan/blanket                    |      |      |      |      |
| 5. Doilies, under 10"                     |      |      |      |      |
| 6. Doilies, over 10"                      |      |      |      |      |
| 7. Dresser scarf                          |      |      |      |      |
| 8. Article made in filet crochet          |      |      |      |      |
| 9. Afghan, made in 1 piece                |      |      |      |      |
| 10. Afghan, made in strips/squares        |      |      |      |      |
| 11. Small article made from handspun yarn |      |      |      |      |
| 12. Large article made from handspun yarn |      |      |      |      |
| 13. Purse or tote bag                     |      |      |      |      |
| 14. Christmas article                     |      |      |      |      |
| 15. Toy                                   |      |      |      |      |
| 16. Small Animal                          |      |      |      |      |
| 17. Large Animal                          |      |      |      |      |
| 18. Table Runner                          |      |      |      |      |

19. Dishcloth
20. Hand Towel
21. Hand Towel with matching dishcloth
22. Coasters, set of 4
23. Coasters, set of 2
24. Hot pad
25. Microwave Hot pad Bowl
26. Plastic Bag Sleeve
27. Cosmetic Bag
28. Bath Mitt
29. Any other garment not listed
30. Any article for home not listed

**CLASS M – ADVANCED CROCHETING BOUTIQUE**

Open to those who have completed three years of crocheting project. You must use one or more of the following; 1) decorative motifs of the granny square; 2) bi- or multi-color in crochet (not stripes unless fancy or with decorative stitches); 3) Afghan or cro-hook crochet; 4) hairpin or broomstick lace articles; 5) openwork or texture crocheted garment or article; ex see-through; loopy; yarn variation; lacy

Lot No.	Description	1 <sup>st</sup>	2 <sup>nd</sup>	3 <sup>rd</sup>	4 <sup>th</sup>
		3.00	2.75	2.50	2.25

1. Scarf or shawl
2. Tablecloth
3. Infant/child's garment
4. Infant Afghan/bedspread
5. Sweater with sleeves
6. Afghan, made in 1 piece
7. Afghan, made in stripes/squares
8. Doilies, under 10"
9. Doilies, over 10"
10. Dresser Scarf
11. Article made in filet crochet
12. Small article made from handspun yarn
13. Large article made from handspun yarn
14. Christmas article
15. Toy
16. Small animal
17. Large animal
18. Table Runner
19. Dishcloth
20. Hand Towel
21. Hand Towel with matching dishcloth
22. Coasters, set of 4
23. Coasters, set of 2
24. Hot Pad
25. Microwave Hot Pad Bowl
26. Plastic Bag Sleeve
27. Cosmetic Bag
28. Bath Mitt
29. Any other garment not listed
30. Any article for home not listed

**CLASS N – HANDSPUN YARN (4-OZ. SKEIN)**

**CLASS O – HANDSPUN YARN (4-OZ. BALL)**

Lot No.	Description	1 <sup>st</sup>	2 <sup>nd</sup>	3 <sup>rd</sup>	4 <sup>th</sup>
		3.00	2.75	2.50	2.25

1. Wool, 2ply
2. Wool, 3ply
3. Variegated Yarn

4. Angora Yarn (rabbit)
5. Mohair Yarn (goat)
6. Alpaca Yarn (llama)
7. Combination of at least two fibers

**DEPARTMENT 28 – HOME ENVIRONMENT**  
**Jenna Moser – Superintendent**

*NOTE: Judging emphasizes overall quality of the product. Unless specified, method of producing an exhibit is not a criteria for judging but suitability of technique to article and quality of technique may be considered in judging.*

**RULES:**

- 1) All items should include a 3"x5" card including the following: a) room in which used; b) describe how article will be used; c) cost of materials; d) age of exhibitor; e) materials used and how item was made. Items without cards will lose one placing.
- 2) All exhibit items must be made by the exhibitor; unless otherwise specified.
- 3) The superintendent has the privilege of rejecting any items not meeting requirements.
- 4) Include a description of articles used in recycled items and what work was done.
- 5) Original items: design must be entirely your own, not copied from a kit. May use a purchased kit but must specify a kit was used and where purchased.
- 6) Ceramic articles should not be entered in Home Environment category; please enter in Cultural Arts.

**BEGINNING – “EXPLORING YOUR HOME”**

**CLASS A – GRADES 3<sup>RD</sup> – 5<sup>TH</sup>**

Lot No.	Description	1 <sup>st</sup>	2 <sup>nd</sup>	3 <sup>rd</sup>	4 <sup>th</sup>
		3.00	2.75	2.50	2.25

1. Placemats, set of 2
2. Centerpiece (dining table) any materials
3. Decorative recycled kitchen utensil
4. Potheader
5. Refrigerator magnets, set of 2
6. Homemade bath salts
7. Soap, made from a kit
8. Soap, homemade, include recipe
9. Coasters, set of 4
10. Decorated picture frame
11. Decorated lampshade
12. Creative accessory for holiday season
13. Pillowcase, sewn
14. Pillowcase, decorated
15. Pillow, decorative
16. Floor Pillow
17. Bulletin Board
18. Decorated light switch
19. Door sign
20. Simple wall decoration
21. Tied fleece blanket
22. Candle holder
23. Simple toy or animal, room accessory
24. Purse
25. Tote bag
26. Wind chimes
27. Latch hook

28. Wreath, any material
29. Creative container for plant
30. Burlap craft
31. Diamond Art, 8" or less
32. Diamond Art, 9" or more
33. Hand Embroidered Item
34. Counted cross stitch item
35. Painted cross stitch item
36. Painted wooden wall hanging
37. Any other creative accessory, not listed above

45. Creative container for plant
46. Basketry, woven reed
47. Basketry, other
48. Diamond art, 8" or over
49. Diamon art, 9" or over
50. Hand embroidered item
51. Counted cross stitch item
52. Painted cross stitch item
53. Painted wooden wall hanging (cut by other)
54. Any other creative accessory, not listed

**INTERMEDIATE – “LIVING WITH OTHERS”**

**CLASS B – GRADES 6<sup>TH</sup> – 8<sup>TH</sup>**

<b>Lot No. Description</b>	<b>1<sup>st</sup></b>	<b>2<sup>nd</sup></b>	<b>3<sup>rd</sup></b>	<b>4<sup>th</sup></b>
	3.00	2.75	2.50	2.25

1. Placemats, set of 4
2. Table runner, sewn
3. Centerpiece (dining table), any material
4. Potholder or mitts, set of 2
5. Decorated recycled kitchen utensil
6. Refrigerator magnets, set of 4
7. Any other article for kitchen
8. Homemade bath salts
9. Soap, made from a kit
10. Soap, homemade, include recipe
11. Any other article for bathroom
12. Coaster, set of 4
13. Decorated picture frame
14. Decorated lampshade
15. Creative lamp base, any design
16. Wall hanging, original design
17. Wall hanging, from a kit
18. Any other article for living room
19. Creative accessory, wall plaque
20. Creative accessory, memory box (box may be from kit or purchased)
21. Creative accessory – Christmas season
22. Creative accessory – any season/holiday
23. Pillowcase, sewn
24. Pillowcase, decorated
25. Pillow, decorative
26. Floor pillow or cushion
27. Bean bag chair
28. Bulletin board
29. Decorated light switch cover
30. Door sign
31. Simple wall decoration
32. Refinished or remolded piece of furniture, include statement of work done also a before picture
33. Tied fleece blanket
34. Pillow quilt/quillow
35. Candle holder
36. Simple toy or animal, room accessory
37. Purse
38. Tote bag
39. Latch hook
40. Wind chimes
41. Flag, banner for outside use
42. Plant stakes for garde, set of 4
43. Wreath, any material
44. Swag, any material

**ADVANCED- “IN MY HOME”**

**CLASS C – GRADES 9<sup>TH</sup>/ABOVE**

<b>Lot No. Description</b>	<b>1<sup>st</sup></b>	<b>2<sup>nd</sup></b>	<b>3<sup>rd</sup></b>	<b>4<sup>th</sup></b>
	3.00	2.75	2.50	2.25

1. Placemats, set of 4
2. Table runner, sewn
3. Centerpiece (dining table), any material
4. Potholder or mitts, set of 2
5. Casserole carrier, sewn
6. Painted dishware, 1-2 items
7. Decorative recycled kitchen utensil
8. Refrigerator magnets, set of 6
9. Any other article for kitchen
10. Homemade bath salts
11. Soap, made from kit
12. Soap, homemade, include recipe
13. Any other article for bathroom
14. Coasters, set of 4
15. Decorated picture frame
16. Decorated lampshade
17. Creative lamp base, any design
18. Wall hanging, original design
19. Wall hanging, from a kit
20. Wall hanging, quilted
21. Footstool
22. Any other article for living room
23. Creative accessory, wall plaque
24. Creative accessory, memory box (box may be made from a kit or purchased)
25. Creative accessory for Christmas
26. Creative accessory any season/holiday
27. Pillowcase, sewn
28. Pillowcase, embroidered
29. Pillow, decorative
30. Floor pillow or cushion
31. Bean bag chair
32. Bulletin board
33. Decorated light switch
34. Door sign
35. Simple wall decoration
36. Refinished or remolded piece of furniture, include statement of work done and a picture before
37. Tied fleece blanket
38. Pillow quilt/quillow
39. Rug (woven, crocheted, latch hook, etc.)
40. Candle holder
41. Simple toy or animal, room accessory
42. Purse
43. Tote bag
44. Latch hook

45. Wind chimes
46. Flag, banner for outside use
47. Plant stakes for garden, set of 6
48. Wreath, any material
49. Swag, any material
50. Creative container for plant
51. Basketry, woven reed
52. Basketry, other
53. Diamond Art, 8" or less
54. Diamond Art, 9" or more
55. Hand embroidered item
56. Counted cross stitch item
57. Painted cross stitch item
58. Painted wooden wall hanging (cut by other)
59. Any other creative accessory not listed

**QUILTS**

All quilts that are machine or hand quilted must be done by exhibitor

**CLASS D – GRADES 3<sup>RD</sup> – 5<sup>TH</sup>**

**CLASS E – GRADES 6<sup>TH</sup> – 8<sup>TH</sup>**

**CLASS F – GRADES 9<sup>TH</sup>/ABOVE**

Lot No.	Description	1 <sup>st</sup>	2 <sup>nd</sup>	3 <sup>rd</sup>	4 <sup>th</sup>
		3.00	2.75	2.50	2.25

1. Baby quilt, tied
2. Baby quilt, machine or hand quilted
3. Baby quilt, long arm quilted
4. Baby quilt, computer long arm quilted
5. Baby quilt, quilted by other (attach card giving credit)
6. Lap size quilt, tied
7. Lap size quilt, machine or hand quilted
8. Lap size quilt, long arm quilted
9. Lap size quilt, computer long arm quilted
10. Lap size quilt, quilted by other (attach card giving credit)
11. Twin size quilt, tied
12. Twin size quilt, machine or hand quilted
13. Twin size quilt, long arm quilted
14. Twin size quilt, computer long arm quilted
15. Twin size quilt, quilted by other (attach card giving credit)
16. Full/Queen/King size quilt, tied
17. Full/Queen/King size quilt, machine or hand quilted
18. Full/Queen/King size quilt, long arm quilted
19. Full/Queen/King size quilt, computer long arm quilted
20. Full/Queen/King size quilt, quilted by other (attach card giving credit)
21. Quilt applique, any size
22. Wall hanging, quilted
23. Table runner, quilted
24. T-Shirt quilt

**DEPARTMENT 29 – FAMILY & CHILD DEVELOPMENT**

**CLASS A – 3<sup>RD</sup> GRADE “GROWING ON MY OWN” (Posters must be 14”x22” in size)**

Lot No.	Description	1 <sup>st</sup>	2 <sup>nd</sup>	3 <sup>rd</sup>	4 <sup>th</sup>
		3.00	2.75	2.50	2.25

1. Growth chart/timeline representing your development at different age. (Include things such as birthdate, first words, favorite foods, first step, favorite toys and other important “firsts”)
2. Picture storybook made for a child
3. Poster showing home hazards
4. Display of early morning time clock and personal morning routine
5. Choke tube tester
6. Any other child development exhibit not listed above

**CLASS B – 3<sup>RD</sup> – 6<sup>TH</sup> GRADE “GROWING WITH OTHERS”**

Lot No.	Description	1 <sup>st</sup>	2 <sup>nd</sup>	3 <sup>rd</sup>	4 <sup>th</sup>
		3.00	2.75	2.50	2.25

1. First aid kit – not purchased (on a 3”x5” card explain why contents were chosen)
2. Safe toy made for a child – (on a 3”x5” card tell why toy is suitable for the child, include age of child toy is intended for)
3. Picture story book written by exhibitor – illustrate with pictures or drawings (on a 3”x5” card tell what age child the storybook is suitable for)
4. Toy chart illustrating age-appropriate toys for infants, toddlers, preschool, and school age children (list minimum of 3 toys for each age group)
5. Posters illustrating a healthy after-school snack plan for a week. (child must be able to prepare snack w/o adult assistance)
6. Any other child development exhibit not listed above

**CLASS C – GRADES 7<sup>TH</sup> GRADE/ABOVE “GROWING IN COMMUNITIES”**

Lot No.	Description	1 <sup>st</sup>	2 <sup>nd</sup>	3 <sup>rd</sup>	4 <sup>th</sup>
		3.00	2.75	2.50	2.25

1. Babysitting kit in carrying case (on 3”x5” card explain the significance of the items included)
2. Puppet made for a child with a script that teaches one of the following: friendship, honesty, sharing, love or any other personal value
3. Picture storybook written by exhibitor for child. Illustrate w/ pictures or drawings (on 3”x5” card tell why storybook is suitable for child – include child’s age)
4. Report on interview conducted w/ parents, grandparents, stepparents or foster parents (Pro. book, pg. 22-interview & compare groups)
5. Design a plan for a mini – Olympics in your community
6. Any other child development exhibit not listed above

## DEPARTMENT 31 – DEMONSTRATIONS

*Demonstrations will be judged at the Monroe County 4-H Festival of Arts. Premiums will be given to individuals who enter the appropriate category on their entry form and demonstrate at the Monroe County Fair.*

### CLASS A - FORMAL INDIVIDUAL DEMONSTRATIONS

Lot No. Description	1 <sup>st</sup>	2 <sup>nd</sup>	3 <sup>rd</sup>	4 <sup>th</sup>
	RBN	RBN	RBN	RBN
1. K-1 Grade				
2. 2 <sup>nd</sup> Grade				
	3.00	2.75	2.50	2.25
3. Beginner (3 <sup>rd</sup> – 4 <sup>th</sup> Grade)				
4. Junior (5 <sup>th</sup> – 6 <sup>th</sup> Grade)				
5. Intermediate (7 <sup>th</sup> – 8 <sup>th</sup> Grade)				
6. Senior (9 <sup>th</sup> Grade/above)				

### CLASS B – INDIVIDUAL ACTION CENTER

Lot No. Description	1 <sup>st</sup>	2 <sup>nd</sup>	3 <sup>rd</sup>	4 <sup>th</sup>
	RBN	RBN	RBN	RBN
1. K-1 Grade				
2. 2 <sup>nd</sup> Grade				
	3.00	2.75	2.50	2.25
3. Beginner (3 <sup>rd</sup> – 4 <sup>th</sup> Grade)				
4. Junior (5 <sup>th</sup> – 6 <sup>th</sup> Grade)				
5. Intermediate (7 <sup>th</sup> – 8 <sup>th</sup> Grade)				
6. Senior (9 <sup>th</sup> Grade/above)				

### CLASS C – FORMAL TEAM DEMONSTRATIONS

Lot No. Description	1 <sup>st</sup>	2 <sup>nd</sup>	3 <sup>rd</sup>	4 <sup>th</sup>
	RBN	RBN	RBN	RBN
1. K-1 Grade				
2. 2 <sup>nd</sup> Grade				
	3.00	2.75	2.50	2.25
3. Beginner (3 <sup>rd</sup> – 4 <sup>th</sup> Grade)				
4. Junior (5 <sup>th</sup> – 6 <sup>th</sup> Grade)				
5. Intermediate (7 <sup>th</sup> – 8 <sup>th</sup> Grade)				
6. Senior (9 <sup>th</sup> Grade/above)				

### CLASS D – TEAM ACTION CENTER

Lot No. Description	1 <sup>st</sup>	2 <sup>nd</sup>	3 <sup>rd</sup>	4 <sup>th</sup>
	RBN	RBN	RBN	RBN
1. K-1 Grade				
2. 2 <sup>nd</sup> Grade				
	3.00	2.75	2.50	2.25
3. Beginner (3 <sup>rd</sup> – 4 <sup>th</sup> Grade)				
4. Junior (5 <sup>th</sup> – 6 <sup>th</sup> Grade)				
5. Intermediate (7 <sup>th</sup> – 8 <sup>th</sup> Grade)				
6. Senior (9 <sup>th</sup> Grade/above)				

## DEPARTMENT 32 – BOOTHS

*Clubs must submit a separate entry blank for their booth. The booths are 5' wide, 2' deep and 5' high.*

### CLASS A – CLUB BOOTHS

Lot No. Description	1 <sup>st</sup>	2 <sup>nd</sup>	3 <sup>rd</sup>	4 <sup>th</sup>
	16.00	14.00	12.00	10.00
1. Club Booth				

## DEPARTMENT 33 – SELF-DETERMINED PROJECT & YOUTH LEADERSHIP

### CLASS A – SELF-DETERMINED PROJECT

*A self-determined project gives you freedom to develop a new and different project or to expand a traditional project beyond or in depth. The procedure may be as follows:*

1. Select your project. Give it a name. Share ideas!
2. Outline a plan. Determine what you will do learn in the project.
3. Identify resources.
4. Carry out your plan.
5. Evaluate the project based on your original goals.
6. A report showing all steps should be with your final project.

Lot No. Description	1 <sup>st</sup>	2 <sup>nd</sup>	3 <sup>rd</sup>	4 <sup>th</sup>
	3.00	2.75	2.50	2.25

1. First year in project
2. Second year in project

### CLASS B – “MY LEADERSHIP WORKBOOK” GRADES 3<sup>RD</sup> – 5<sup>TH</sup>

Lot No. Description	1 <sup>st</sup>	2 <sup>nd</sup>	3 <sup>rd</sup>	4 <sup>th</sup>
	3.00	2.75	2.50	2.25

1. Report on an interview of someone who you think is a good leader
2. Action plan to complete a task
3. “Leader book” of different leaders in your community
4. Notebook or scrapbook of completed leadership activities
5. Photo story of a leadership experience

### CLASS C – “MY LEADERSHIP JOURNAL” GRADES 6<sup>TH</sup> – 8<sup>TH</sup>

Lot No. Description	1 <sup>st</sup>	2 <sup>nd</sup>	3 <sup>rd</sup>	4 <sup>th</sup>
	3.00	2.75	2.50	2.25

1. Notebook or scrapbook of completed leadership activities
2. Display on leadership styles
3. Photo story of a leadership experience

### CLASS D – “MY LEADERSHIP PORTFOLIO” GRADES 9<sup>TH</sup> – 12<sup>TH</sup>

Lot No. Description	1 <sup>st</sup>	2 <sup>nd</sup>	3 <sup>rd</sup>	4 <sup>th</sup>
	3.00	2.75	2.50	2.25

1. Treasure chest of your strengths and weaknesses
2. Journal of your decision-making strategies
3. Notebook or scrapbook of completed leadership activities

4. Photo story of a leadership experience
5. Display of a community service-learning project you helped plan
6. Portfolio of your leadership experiences
7. Ambassadors Only – Display of any Ambassador Activity you were involved in

**CLASS E – PROJECTS NOT LISTED ELSEWHERE, GRADES 3<sup>RD</sup> – 5<sup>TH</sup>**

**CLASS F – PROJECTS NOT LISTED ELSEWHERE, GRADES 6<sup>TH</sup> – 8<sup>TH</sup>**

**CLASS G – PROJECTS NOT LISTED ELSEWHERE, GRADES 9<sup>TH</sup> GRADE/ABOVE**

Lot No.	Description	1 <sup>st</sup>	2 <sup>nd</sup>	3 <sup>rd</sup>	4 <sup>th</sup>
		3.00	2.75	2.50	2.25

1. Poster with pictures, drawing or photos describing the project
2. Photo story describing the project
3. Scrapbook/notebook describe project
4. Story or report of project experience
5. Craft item or display R/T project

**DEPARTMENT 35 – HEALTH, SOCIAL & POLITICAL SCIENCES,  
TBD – Superintendent**

**CLASS A – HEALTH**

(All posters should be 14”x22”)

Lot No.	Description	1 <sup>st</sup>	2 <sup>nd</sup>	3 <sup>rd</sup>	4 <sup>th</sup>
		3.00	2.75	2.50	2.25

1. Poster displaying a healthy diet
2. Exhibit on the effects of alcohol, smoking or tanning
3. Exhibit on the effect media has on self-image
4. Poster on various ways to resolve conflict.
5. Display on stress management
6. First Aid kit
7. Any other health-related exhibit

**CLASS B – ADOPT A FRIEND**

Lot No.	Description	1 <sup>st</sup>	2 <sup>nd</sup>	3 <sup>rd</sup>	4 <sup>th</sup>
		3.00	2.75	2.50	2.25

1. Diary or log you kept throughout this project
2. Photo display or collage depicting activities with adopted friends and/or what was learned from the project
3. Craft item made by your adopted friend and yourself
4. Any other related exhibit

**CLASS C – SAFETY**

Lot No.	Description	1 <sup>st</sup>	2 <sup>nd</sup>	3 <sup>rd</sup>	4 <sup>th</sup>
		3.00	2.75	2.50	2.25

1. Scrapbook or summary of a child’s safety activities
2. Any other related exhibit

**CLASS D – COMPUTERS**

Lot No.	Description	1 <sup>st</sup>	2 <sup>nd</sup>	3 <sup>rd</sup>	4 <sup>th</sup>
		3.00	2.75	2.50	2.25

1. Scrapbook with at least 5 examples of work done on computer. Note program used.
2. Poster showing computer hardware
3. Poster showing examples of computer software. Include uses.
4. Any other project or exhibit related to computers
5. Flyer created to promote an event (example: 4H/or other)

**CLASS E – HISTORY & HERITAGE, ANY AGE**

Lot No.	Description	1 <sup>st</sup>	2 <sup>nd</sup>	3 <sup>rd</sup>	4 <sup>th</sup>
		3.00	2.75	2.50	2.25

1. A creative display of objects within heritage box, shadow box, etc. (with or without photos) illustrating some aspect of your family’s history
2. A collection of “old” family recipes and a little note about where they came from.
3. A creative display (poster, book, etc.) of your family tree (with or without photos)
4. A memory book that tells a story from your family’s history (an event, a pet, tradition, etc.)
5. An illustrated album or display telling your personal story (autobiography or timeline)
6. A display of 4 or more old-fashioned games w/the game supplies (if appropriate, with written description of each game and its origin, if you can find it.
7. A recipe book of old home remedies used for illness or beauty care
8. A photo of an old object w/written description of the object’s importance to your family or community history
9. A display of an old-time or ethnic craft (whittling, rosemaling, etc.) Include description of how to do the craft.
10. An illustrated (photos/drawings) history of an old building or of a community
11. A write-up of an interview (oral history) you did with an older adult
12. An old object restored or renewed in a creative way (if possible, include “before” picture. If over 3’, also show “after” picture. Do not bring the object.)

## DEPARTMENT 35 – COMMUNICATIONS

### CLASS A – CREATIVE WORD WORKING

Lot No.	Description	1 <sup>st</sup>	2 <sup>nd</sup>	3 <sup>rd</sup>	4 <sup>th</sup>
		3.00	2.75	2.50	2.25

1. A scrapbook or notebook of original poetry including at least one of the following: “found poem”, nature poem, cinquain, “telephone/vertical poem”, or any other original poem.
2. Any other piece of original creative writing (poem, short story, essay or play)
3. Scrapbook, notebook or journal abt. personal experience (i.e. 4-H trip, 4-H experience, community service, etc. Reflective writing should be included.)

### CLASS B – PUBLIC SPEAKING

Lot No.	Description	1 <sup>st</sup>	2 <sup>nd</sup>	3 <sup>rd</sup>	4 <sup>th</sup>
		3.00	2.75	2.50	2.25

1. A collection of two or more items that document how you planned your speech; could include speech-planning worksheet, list of references, speech outline, notecards, etc.
2. A poster of stress-reduction tips and suggestions for dealing with speech anxiety

### CLASS C – CRAZY ABOUT BOOKS

Lot No.	Description	1 <sup>st</sup>	2 <sup>nd</sup>	3 <sup>rd</sup>	4 <sup>th</sup>
		3.00	2.75	2.50	2.25

1. An original book review about your favorite book
2. A poster illustrating top 10 favorite books
3. Write your own children’s book: to include title page with 5-10 pages of text (front side only) and at least two illustrations.
4. Notebook with list of books read with title and author & could include short review or report, drawings, etc.; could also be related to book club which would include book list and photos of participation.
5. A notebook, poster, or any other project or exhibit related to library participation, such as – Summer Library Program, library field trip or tour, National Library Week, etc.
6. Keep a “Dear Diary” journal for – the year, a family or summer vacation, a 4-H trip or camp, etc.
7. Write a book report about your favorite book, worst book, most interesting, etc. or a comparison of a book & movie, etc.
8. Create an informative book made from photos, magazine pictures, drawings, etc.
9. Any other project pertaining to books. such as – create a bookmark, book cover jacket, shape book, etc.

### CLASS D – VOICES FROM THE PAST

Lot No.	Description	1 <sup>st</sup>	2 <sup>nd</sup>	3 <sup>rd</sup>	4 <sup>th</sup>
		3.00	2.75	2.50	2.25

1. A photo exhibit, scrapbook or collage about the things you discovered from an older person you interviewed.

**OPEN CLASS**  
**RULES & REGULATIONS**

Entry forms must be postmarked no later than June 30<sup>th</sup> of the current fair year. Forms must be sent to:

**Entry Secretary**  
**P.O. Box 908**  
**Tomah, WI 54660**

There will be no new entries accepted after this date, either in the barns or in the exhibit building. Make sure you enter everything that you are considering, if you sent in your form already you make changes up until June 30<sup>th</sup>.

1. Exhibits may be checked-in on Wednesday of the current fair year from 3:00pm-7:00pm or on Thursday from 8:00am-10:00am. All exhibits must be in place by 10:00am on Thursday. Open class horses must be in place by 8:00am on Friday of the current fair year. Exhibitors must pick up their entry tags and/or back tags in the white exhibit building by 10:00am on Thursday or on the Saturday before the fair at the clean-up.

2. Exhibits will be released at 4:30PM on Sunday of the current fair year, under no exception will they be released any earlier. Please plan to have your exhibits picked up as soon as possible after this time. We cannot be responsible for anything not picked up by 6:00pm on Sunday.

3. Exhibitors in Open Class departments must be a resident of Monroe, Juneau, Jackson, Vernon, or La Crosse counties. Except for open class Horses and Llamas/Alpacas may be from any county.

4. An exhibitor's wristband is advised for every Open Class exhibitor 10 years of age and older that is exhibiting an animal.

5. Double check your entry blanks to make sure you entered animals being exhibited in the correct age division. Only purebred or registered animals can be shown in open class unless otherwise stated in the cattle department.

6. Registration papers for all purebreds in the cattle department, senior calf and older, must be in the hands of the exhibitor at check in time. For junior calves, evidence must be shown that registration papers have been applied for. If an animal is purchased after January 1<sup>st</sup> of the fair year, evidence of application must be shown.

**STALL RENT FOR OPEN CLASS ANIMALS**

*If animals are shown in Junior Fair, there is no stall rent. Stall rent prices:*

*Horses - \$5.00 per stall*

*Cattle under one year - \$1.00*

*Cattle over one year - \$2.00*

*Sheep and Llamas - \$1.00 each or \$3.00 per pen*

**DEPARTMENT 101 – OPEN CLASS DAIRY**

**Merry Kuderer – Superintendent**

*There are no individual classes for Open Class Dairy. Please read the Wisconsin Fair regulations in the front of this book. Group Classes – must be pre-entered. All animals must be registered. Showing will take place at the conclusion of the Junior Fair classes.*

**CLASS A – HOLSTEIN**  
**CLASS B – BROWN SWISS**  
**CLASS C – GUERNSEY**  
**CLASS D – JERSEY**  
**CLASS E – OTHER DAIRY BREEDS & CROSSBREDS**

Lot No. Description	1 <sup>st</sup>	2 <sup>nd</sup>	3 <sup>rd</sup>	4 <sup>th</sup>
	11.00	9.00	7.00	5.00
1. Heifer Calf, Spring				
2. Heifer Calf, Winter				

**CLASS F – GROUP CLASSES**

Lot No. Description	1 <sup>st</sup>	2 <sup>nd</sup>	3 <sup>rd</sup>	4 <sup>th</sup>
	11.00	9.00	7.00	5.00
1. Jr. Get of Sire				
2. Sr. Get of Sire				
3. Three best females of any age and all bred by exhibitor				
4. Produce of dam				

**CLASS G – EARLY AGE SHOWMANSHIP**

Lot No. Description	1 <sup>st</sup>	2 <sup>nd</sup>	3 <sup>rd</sup>	4 <sup>th</sup>
	RBN	RBN	RBN	RBN
1. Early Age Showmanship				

**Little Britches**

- Sign up on online form on website under fair forms!

**DEPARTMENT 102 – OPEN CLASS BEEF**

**Jeff Bunker – Superintendent**

**BREEDING CLASSES**

**CLASS A – ANGUS**  
**CLASS B – CHAROLAIS**  
**CLASS C – HEREFORD**  
**CLASS D – LIMOUSIN**  
**CLASS E – MAINE ANJOU**  
**CLASS F – RED ANGUS**  
**CLASS G – SHORTHORN**  
**CLASS H – SIMMENTAL**  
**CLASS I – ALL OTHER BREEDS**  
**CLASS J – COMMERCIAL GRADES & CROSSBREDS**

**\*Commercial females only – no commercial bulls\***

Lot No. Description	1 <sup>st</sup>	2 <sup>nd</sup>	3 <sup>rd</sup>	4 <sup>th</sup>
	11.00	9.00	7.00	5.00
1. Bull Calf, Junior				
2. Bull Calf, Senior				
	12.00	10.00	8.00	6.00
3. Bull, Summer Yearling				
4. Bull, Junior Yearling				
	14.00	12.00	10.00	8.00
5. Bull, Senior Yearling				

	11.00	9.00	7.00	5.00
6. Heifer Calf, Yearling				
7. Heifer Calf, Junior				
8. Heifer Calf, Senior				
	14.00	12.00	10.00	8.00
9. Heifer, Summer Yearling				
10. Heifer, Junior Yearling				
	16.00	14.00	12.00	10.00
11. Heifer, Senior Yearling				
	12.00	10.00	8.00	6.00
12. Cow, over 2 years				
13. Junior get of sire				
14. Senior get of sire				
15. Pair of calves(1 bull,1 heifer)				
*Champion Male	RBN			
*Champion Female	RBN			

**MARKET CLASSES**

**CLASS K – MARKET CLASSES**

Market classes include beef breeds, crossbred beef, dairy beef crosses and dairy beef.

Steers will be weighed in at the fair and divided into appropriate weight classes. Exhibitors are limited to two (2) animals per weight class.

<b>Lot No. Description</b>	<b>1<sup>st</sup></b>	<b>2<sup>nd</sup></b>	<b>3<sup>rd</sup></b>	<b>4<sup>th</sup></b>
	12.00	10.00	8.00	6.00

1. 1<sup>st</sup> Market Steer
2. 2<sup>nd</sup> Market Steer
3. 3<sup>rd</sup> Market Steer

**CLASS L – FEEDER CALF (ALL BREEDS)**

<b>Lot No. Description</b>	<b>1<sup>st</sup></b>	<b>2<sup>nd</sup></b>	<b>3<sup>rd</sup></b>	<b>4<sup>th</sup></b>
	11.00	9.00	7.00	5.00

1. Feeder Calf, Junior

**DEPARTMENT 104 – OPEN CLASS SHEEP**

**Kori Blank – Superintendent**

*ONLY PUREBRED SHEEP WILL BE SHOWN IN OPEN CLASS WITH THE EXCEPTION OF CLASS G AND H.*

**CLASS A – HAMPSHIRE**

**CLASS B – DORSET**

**CLASS C – SHROPSHIRE**

**CLASS D – SOUTHDOWN**

**CLASS E – ALL OTHER BREEDS**

**CLASS F – CROSS BREEDS**

**CLASS G – WETHER TYPE EWES AND RAMS**

<b>Lot No. Description</b>	<b>1<sup>st</sup></b>	<b>2<sup>nd</sup></b>	<b>3<sup>rd</sup></b>	<b>4<sup>th</sup></b>
	6.00	5.00	4.00	3.00

1. Spring Ram Lamb
2. Winter Ram Lamb
3. Fall Ram Lamb
4. Yearling Ram
5. Pen of 2 Ram Lambs, bred and owned by exhibitor
6. Spring Ewe Lamb
7. Winter Ewe Lamb
8. Fall Ewe Lamb

9. Pen of 2 Ewe Lambs, bred and owned by exhibitor
10. Yearling Ewe
11. Mature Ewe
12. Pen of 2 Yearling Ewes, bred and owned by exhibitor
13. Get of Sire
14. Exhibitors Flock

**CLASS H – MARKET CLASSES**

Market animals will be weighed in on Tuesday of fair week from 7:00pm – 9:00pm. (Market animals will only be weighed once.)

<b>Lot No. Description</b>	<b>1<sup>st</sup></b>	<b>2<sup>nd</sup></b>	<b>3<sup>rd</sup></b>	<b>4<sup>th</sup></b>
	6.00	5.00	4.00	3.00

1. 1<sup>st</sup> Market Lamb
2. 2<sup>nd</sup> Market Lamb
3. Pen of Market Lambs

**CLASS L – WOOL SHOW**

**WHITE WOOL DIVISION**

Open to the residents of Monroe County:

**Judging Breakdown:**

- 35 points – Yield
- 25 points – Length of Staple
- 10 points – Fineness (uniformity of grade)
- 10 points – Strength
- 10 points – Character and Color
- 10 points – Purity (lack of colored wool and organic matter); should be tied with paper twine

**COLORED WOOL DIVISION**

**Judging Breakdown:**

- 20 points – Proportion of Colored Wool in total fleece
- 40 points – Intensity of Shade Sun-Bleaching
- 20 points – Estimated Clean Weight
- 20 points – Character of Wool, Crimp, Brightness

<b>Lot No. Description</b>	<b>1<sup>st</sup></b>	<b>2<sup>nd</sup></b>	<b>3<sup>rd</sup></b>	<b>4<sup>th</sup></b>
	6.00	5.00	4.00	3.00

1. White Wool, fine, medium and coarse
2. Solid Black Fleece
3. Any other solid color, other than black and not white
4. Variegated fleece

**CLASS M – HANDSPUN YARN – SKEIN 4OZ.**

<b>Lot No. Description</b>	<b>1<sup>st</sup></b>	<b>2<sup>nd</sup></b>	<b>3<sup>rd</sup></b>	<b>4<sup>th</sup></b>
	6.00	5.00	4.00	3.00

1. Wool, 2-ply
2. Wool, 3-ply

**DEPARTMENT 105 – OPEN CLASS GOATS**

**Tessa Jones – Superintendent**

*Open Class Goat Show will be on Friday at 5:00pm*

*(All animals in Open Class Goats must have registration papers checked between noon (12:00pm) and 1:00pm on Thursday. Read the rules regarding Goats in forepart of fairbook.)*

**DAIRY GOAT CLASSES**

**CLASS A – ALPINE**

**CLASS B – LA MANCHA**

- CLASS C – NUBIAN
- CLASS D – NIGERIAN DWARF
- CLASS E – ALL OTHER DAIRY BREEDS
- CLASS F – DAIRY CROSSBREDS

*If any breed has less than three (3) animals, that class will be shown in the "All Other Breeds" class.*

Lot No.	Description	1 <sup>st</sup>	2 <sup>nd</sup>	3 <sup>rd</sup>	4 <sup>th</sup>
		5.00	4.00	3.00	2.00
1.	Junior Doe Kid (less than 4 months old)				
2.	Senior Doe Kid (4-7 months old)				
3.	Junior Yearling (7-12 months old)				
4.	Senior Yearling (12-24 months old)	6.00	5.00	4.00	3.00
5.	Mature Doe (24-36 months old)				
6.	Aged Doe (36+ months old)				
7.	Dairy Wether Kid (less than 12 months old)				
8.	Dairy Wether (12+ months old)				

*(All above does must have freshened, including dry milkers)*

**MEAT GOAT BREEDS**

CLASS G – ANGORA

CLASS H – BOER

CLASS I – PYGMY

CLASS J – CROSSBRED MEAT BREED

Lot No.	Description	1 <sup>st</sup>	2 <sup>nd</sup>	3 <sup>rd</sup>	4 <sup>th</sup>
		5.00	4.00	3.00	2.00
1.	Junior Doe Kid (less than 4 months old)				
2.	Senior Doe Kid (4-7 months old)				
3.	Junior Yearling (7-12 months old)				
4.	Senior Yearling (12-24 months old)	6.00	5.00	4.00	3.00
5.	Mature Doe (24-36 months old)				
6.	Aged Doe (36+ months old)				

**DEPARTMENT 106 – OPEN CLASS  
DRAFT HORSES**

**Andy Doyle – Superintendent**

**\*Entries must be accompanied by a check for stall rent - \$5.00 per horse\***

**SHOWTIMES:**

**Draft Horse Hitch** – 11:00am Saturday of current fair year  
**Draft Horse Halter** – 10:00am Sunday of current fair year  
*(Picnic 2 hours after Hitch Show on Saturday!)*

CLASS A – PERCHERON

CLASS B – BELGIAN

CLASS C – CLYDESDALE

CLASS D – ANY OTHER DRAFT BREEDS

**REGISTERED RECOGNIZED DRAFT BREEDS**

Lot No.	Description	1 <sup>st</sup>	2 <sup>nd</sup>	3 <sup>rd</sup>	4 <sup>th</sup>
		25.00	20.00	15.00	10.00
1.	Stallion, 3yrs/older				
2.	Stallion, 2yrs old				
3.	Stallion, 1yrs old	20.00	15.00	13.00	10.00
4.	Foal, Stallion, under 1yrs old				
	*Champion Stallion of each breed – RBN/Trophy				
	*Reserve Champion Stallion – RBN				
	*Overall Supreme Champion Stallion – RBN	25.00	20.00	15.00	10.00
5.	Mare, 4yrs/older				
6.	Mare, 3yrs old				
7.	Filly, 2yrs old	20.00	15.00	13.00	10.00
8.	Filly, 1yrs old				
9.	Foal, Filly, under 1yr old				
	*Champion Mare of each breed – RBN				
	*Reserve Champion Mare – RBN				
	*Overall Supreme Champion Mare – RBN/Trophy				

**DRAFT HORSES, GRADE (SHOW BY BREED)**

Lot No.	Description	1 <sup>st</sup>	2 <sup>nd</sup>	3 <sup>rd</sup>	4 <sup>th</sup>
		25.00	20.00	15.00	10.00
10.	Grade Mare, 4yrs/older				
11.	Grade Mare, 2&3yrs old	15.00	13.00	11.00	9.00
12.	Grade Filly, 1yr old				
	*Champion Grade Mare of each breed – RBN				
	*Reserve Champion Mare – RBN				
	*Overall Supreme Champion Grade Mare – RBN	25.00	20.00	15.00	10.00
13.	Grade Gelding, 4yrs/older				
14.	Grade Gelding, 3yrs old	20.00	15.00	13.00	11.00
15.	Grade Gelding, 2yr old	15.00	13.00	11.00	9.00
16.	Grade Gelding, 1yr old				
	*Champion Grade Gelding of each breed – RBN				
	*Reserve Champion Grade Gelding – RBN				
	*Overall Supreme Champion Grade Gelding – RBN				
	*MCDH CLUB INC. SUPREME HORSE – RBN/Trophy				

**GROUP CLASSES, PUREBREDS BY BREEDS**

Lot No.	Description	1 <sup>st</sup>	2 <sup>nd</sup>	3 <sup>rd</sup>	4 <sup>th</sup>
		15.00	13.00	11.00	9.00
17.	Produce of Dam (2 animals same dam)				
18.	Get of Sire (3 animals from same sire)				
19.	Mare and Foal Purebred				
20.	Stallion and 3 mares				
21.	Youth Showmanship				

**CLASS E – HITCH CLASSES/ALL BREEDS TOGETHER**

**OPEN CLASS – MUST BE 16 YEARS OF AGE/OVER**

Lot No.	Description	1 <sup>st</sup>	2 <sup>nd</sup>	3 <sup>rd</sup>	4 <sup>th</sup>	5 <sup>th</sup>	6 <sup>th</sup>
		35.00	25.00	20.00	15.00	10.00	10.00
1.	Mare Team						

**JUNIOR CART CLASS - MUST BE AGES 13-17 TO ENTER**

Lot No.	Description	1 <sup>st</sup>	2 <sup>nd</sup>	3 <sup>rd</sup>	4 <sup>th</sup>
		17.00	15.00	13.00	11.00

2. Single Horse Hitch – driver 12yrs old/under
3. Single Horse Hitch – driver age 13-17

**OPEN CLASS – MUST BE 18 YEARS OLD/OLDER TO ENTER**

Lot No.	Description	1 <sup>st</sup>	2 <sup>nd</sup>	3 <sup>rd</sup>	4 <sup>th</sup>	5 <sup>th</sup>	6 <sup>th</sup>
35.00	25.00	20.00	15.00	10.00	10.00		

4. Women's Cart Class
5. Men's Cart Class
6. Senior Cart Class – Driver over 60yrs old
7. 6-Horse Hitch
8. 4-Horse Hitch
9. Youth Team on Wagon
10. Unicorn Hitch
11. Draft Team
12. Tandem Hitch
13. Farmers Team

***FARMERS TEAM TRAVELING PLAQUE:  
IN MEMORY OF THE LATE RAY AND MARGARET  
WAGNER FAMILY***

14. Junior Team (combined age of team 6 years/less)
15. Ride-a-Draft – English or Western
16. Ride-a-Draft – Costume Class

**MONROE COUNTY DRAFT HORSE CLUB PRIZES**

All youth-showmanship in the halter class will receive an extra \$3.00 bonus, as well as a small trophy from the Draft Horse Association. Showmanship will be judged on the Danish system and will be after all halter classes are finished.

**RULES:**

1. All entries must be postmarked no later than June 30, of the current year and received by **Entry Secretary, P.O. Box 908, Tomah, WI 54660**. Please use the online entry system on the fair website to enter. [www.monroecountyfairwi.com](http://www.monroecountyfairwi.com) Entries must be accompanied by a check for **stall rent \$5.00 fee per horse**. Stall rent includes 10 feet per horse maximum. PLEASE INDICATE NUMBER OF STALLS NEEDED ON YOUR ENTRY BLANK. All horses must be in place by 11:00 a.m. Friday.
2. Health regulations are as outlined in the forepart of fair book.
3. Horses must be owned by residents of Wisconsin. Monroe County exhibits will be accommodated first and out-of-county exhibits will be accommodated if spaces are available based on when the entry was received.
4. All animals must be the bona fide property of the exhibitor as of July 1, of the current year.
5. All purebreds must be registered in a recognized Breed association or eligible for registration in the case of younger animals.
6. The age of the animal shall date from the first of January of the year foaled, ex: a foal born on Dec. 1 is classified as a yearling or 1 yr. old on January 1st.
7. Not more than two prizes shall be awarded any exhibitor under any one lot number.

8. All children riding as passengers on wagons must be 12 years of age or older.

9. Group classes can be from different owners.

10. Halter classes will be shown by breed.

11. All horses need documentation of a negative EIA test done within the previous 12 months, which clearly identifies the animal by registration number, lip tattoo, freeze brand, or complete description. Please bring a copy of this test to be left at the fair office.

12. The same horse and cart can be used in the Jr. Cart Class, Sr. Cart Class and either the men's or woman's cart class, but not both.

13. Tiny Tot Showmanship, Halter Class – 8 and under. Sign up the morning of the show.

**CLASS F – JR. FAIR DRAFT HORSE SHOWMANSHIP**

\*Will be judged during Open Class

Lot No.	Description	1 <sup>st</sup>	2 <sup>nd</sup>	3 <sup>rd</sup>
		8.00	7.00	6.00
				5.00

1. Ages 9-12, assisted by adult
2. Ages 13-15, assisted by adult
3. Ages 16-18/above

**DEPARTMENT 108 – RABBITS**

**Haley Birkholz – Superintendent**

*Rabbit check-in times are Tuesday from 3pm-7pm. All Jr. Animals must make minimum weight for their breed standard. They must be weighed when you check-in with the superintendent.*

*Exhibitors must provide their own feed and water containers. Rabbits shown in breed classes must have a permanent ear tattoo. Make sure to list both class number and premium number. Judging based on conformation and breed characteristics for purebred classes. Exhibitors must be present to show their rabbits. There can be no nursing does. ONLY rabbits entered in classes will be allowed a cage.*

**PUREBRED**

- CLASS A - Purebred New Zealand's, all varieties
- CLASS B - Purebred Californians
- CLASS C - Purebred Satins, all varieties
- CLASS D - Purebred Flemish Giants, all varieties
- CLASS E - Purebred French Lops
- CLASS F - Purebred English Lops
- CLASS G - Purebred Mini Lops, all varieties
- CLASS H - Purebred Holland Lops, all varieties
- CLASS I - Purebred Dutch, all varieties
- CLASS J - Purebred Netherland Dwarfs, all varieties
- CLASS K - Purebred Mini-Rex, all varieties
- CLASS L - Purebred Jersey Woolies, all varieties
- CLASS M - Purebred Rex, all varieties
- CLASS N – Purebred Polish, all varieties
- CLASS O - Purebred Angoras, English, French and Satin
- CLASS P – Silver Fox
- CLASS Q - Any other Six Class\* (used mainly for meat or show)
- CLASS R - Any other Unrecognized Breed (ex. Crossbreed)

(not eligible for best in show)

**CLASS S - Any other Four Class Breed\* (judged on individual**

**breed standard: Dwarf Hotot, American Fuzzy Lops, or Lionhead)**

Lot No. Description	1 <sup>st</sup>	2 <sup>nd</sup>	3 <sup>rd</sup>	4 <sup>th</sup>
	2.00	1.75	1.50	1.25

1. Senior Buck, 8 months/over
2. Senior Doe, 8 months/over
3. Intermediate Buck, 6-8 months
4. Intermediate Doe, 6-8 months
5. Junior Buck, under 6 months
6. Junior Doe, under 6 months

**CLASS C – OBSTACLE LLAMAS/ALPACAS**

Lot No. Description	1 <sup>st</sup>	2 <sup>nd</sup>	3 <sup>rd</sup>	4 <sup>th</sup>
	RBN	RBN	RBN	RBN
1. Little Britches	5.00	4.00	3.00	2.00
2. 3 <sup>rd</sup> – 5 <sup>th</sup> Grade				
3. 6 <sup>th</sup> – 8 <sup>th</sup> Grade				
4. 9 <sup>th</sup> Grade/above				

**CLASS D – AGILITY - LLAMAS/ALPACAS**

Lot No. Description	1 <sup>st</sup>	2 <sup>nd</sup>	3 <sup>rd</sup>	4 <sup>th</sup>
	RBN	RBN	RBN	RBN
1. Leaping – Llama/Alpaca				
2. Limbo – Llama/Alpaca				
3. Egg and Spoon Obstacle Course				

**DEPARTMENT 111 – OPEN CLASS  
LLAMAS/ALPACAS  
Kelly Squires – Superintendent**

**RULES:**

1. All exhibitors enter at their own risk.
2. Exhibitors shall provide their own feed, bedding and stalling, and will be responsible for their llamas/alpaca.
3. No llamas/alpacas under the age of 5 months or intact males over the age of 24 months may be shown.
4. All general fairground rules and Administrative Code for county and district fairs apply.
5. Llamas/Alpacas participating in the Open Show must be checked in no later than 1 hour prior to the show with the superintendent. Open Show llamas/alpacas may show and leave the same day or may stay the entire fair (space permitting). Open Show exhibitors may set up their own pens in a permitted space, may show out of their trailer or may use a pen provided by the fair during the show (space permitting). The superintendent will contact you prior to the show to set up penning arrangements.
6. Exhibitors can only enter in one department, Jr. Fair or Open class. Open and 4H will show together to increase class sizes but will be placed separately.
7. Little Britches – Any age under 3rd grade and may be accompanied by an adult for safety.

**CLASS A – COSTUME LLAMA/ALPACA**

Lot No. Description	1 <sup>st</sup>	2 <sup>nd</sup>	3 <sup>rd</sup>	4 <sup>th</sup>
	RBN	RBN	RBN	RBN
1. Little Britches	5.00	4.00	3.00	2.00
2. 3 <sup>rd</sup> – 5 <sup>th</sup> Grade				
3. 6 <sup>th</sup> – 8 <sup>th</sup> Grade				
4. 9 <sup>th</sup> Grade/above				

**CLASS B – SHOWMANSHIP LLAMAS/ALPACAS**

Lot No. Description	1 <sup>st</sup>	2 <sup>nd</sup>	3 <sup>rd</sup>	4 <sup>th</sup>
	RBN	RBN	RBN	RBN
1. Little Britches	5.00	4.00	3.00	2.00
2. 3 <sup>rd</sup> – 5 <sup>th</sup> Grade				
3. 6 <sup>th</sup> – 8 <sup>th</sup> Grade				
4. 9 <sup>th</sup> Grade/above				

*AWARDS: 1<sup>st</sup> Place awards for Showmanship, Costume & Obstacle. Participation medallions will be awarded for agility entrants.*

**Order for the Llama/Alpaca Show:**

Costume – Llama/Alpaca

1. Jr. Fair 9<sup>th</sup> Grade/above & Open Class 9<sup>th</sup> Grade/above
2. Jr. Fair 6<sup>th</sup> – 8<sup>th</sup> Grade & Open Class 6<sup>th</sup> – 8<sup>th</sup> Grade
3. Jr. Fair 3<sup>rd</sup> – 5<sup>th</sup> Grade & Open Class 3<sup>rd</sup> – 5<sup>th</sup> Grade
4. Open Little Britches

Showmanship – Llama/Alpaca

5. Jr. Fair 9<sup>th</sup> Grade/above & Open Class 9<sup>th</sup> Grade/above
6. Jr. Fair 6<sup>th</sup> – 8<sup>th</sup> Grade & Open Class 6<sup>th</sup> – 8<sup>th</sup> Grade
7. Jr. Fair 3<sup>rd</sup> – 5<sup>th</sup> Grade & Open Class 3<sup>rd</sup> – 5<sup>th</sup> Grade
8. Open Little Britches

Obstacle – Llama/Alpaca

9. Jr. Fair 9<sup>th</sup> Grade/above & Open Class 9<sup>th</sup> Grade/above
10. Jr. Fair 6<sup>th</sup> – 8<sup>th</sup> Grade & Open Class 6<sup>th</sup> – 8<sup>th</sup> Grade
11. Jr. Fair 3<sup>rd</sup> – 5<sup>th</sup> Grade & Open Class 3<sup>rd</sup> – 5<sup>th</sup> Grade
12. Open Little Britches

Agility

13. Leaping Limbo – Llama/Alpaca
14. Limbo – Llama/Alpaca
15. Egg & Spoon Obstacle

**DEPARTMENT 114 – OPEN CLASS  
PLANT & SOIL SCIENCE  
Sally Teasdale – Superintendent**

**CLASS A – CORN**

Lot No. Description	1 <sup>st</sup>	2 <sup>nd</sup>	3 <sup>rd</sup>	4 <sup>th</sup>
	2.00	1.75	1.50	1.25
1. Ear Corn, 10 ears (name variety/hybrid)				

**CLASS B – THRESHED SEEDS**

Lot No. Description	1 <sup>st</sup>	2 <sup>nd</sup>	3 <sup>rd</sup>	4 <sup>th</sup>
	2.00	1.75	1.50	1.25
1. Barley (name variety)				
2. Oats, peck (name variety)				
3. Rye, peck				
4. Wheat, peck (name variety)				
5. Timothy, ½ peck				

6. Clover, ½ peck (name variety)
7. Dry Shell Corn, 5lbs
8. High Moisture Shell Corn, 5lbs
9. Soybeans

**CLASS C – HAY AND GRAIN SHEAVES**

*Grain sheaves should be two inches at upper band; leaves should be stripped from outside stems. Hay sheaves should be two inches at lower band and cured out. Numerous leaves and green will determine its pricing.*

Lot No. Description	1 <sup>st</sup>	2 <sup>nd</sup>	3 <sup>rd</sup>	4 <sup>th</sup>
	2.00	1.75	1.50	1.25

1. Barley, 4qts.
2. Oats, 4qts.
3. Wheat, 4qts.
4. Rye, 4qts.
5. Sheaf of Timothy
6. Sheaf of Alfalfa (must be cured)
7. Sheaf of Clover Hay
8. Sheaf of Brome Grass and Alfalfa

**CLASS D – VEGETABLES**

Lot No. Description	1 <sup>st</sup>	2 <sup>nd</sup>	3 <sup>rd</sup>	4 <sup>th</sup>
	1.75	1.50	1.25	1.00

1. White Smooth Potatoes, 6
  2. Red Potatoes, 6
  3. Russet Potatoes, 6
  4. Beans, wax, 8
  5. Beans, green snap, 8
  6. Beets, table, 3
  7. Broccoli, two, 4" flowerets
  8. Brussel sprouts, 6
  9. Cabbage, 1 head
  10. Carrots, 3 long, 7 1/2" or more
  11. Carrots, 3 short, 2 1/4" – 2 1/2"
  12. Cauliflower, 4" floweret
  13. Cucumber, slicing, 3
  14. Cucumber, pickling, 6
  15. Eggplant, 1
  16. Kohlrabi, 3
  17. Onion (3) storage, trim tops to 1" and roots to 1/4"
  18. Onions, - green bunching (6) trim tops to 7" - 8" and roots to 1/2"
  19. Peas, green, 8 pods
  20. Peppers, any sweet, 3
  21. Peppers, any other variety, 3
  22. Pie pumpkin, 1
  23. Radishes, 6
  24. Squash, summer, 2
  25. Squash, any other summer variety identify
  26. Sweet corn, husked, 3
  27. Tomatoes, standard, 3, identify
  28. Tomatoes, any other, 3, identify
  29. Turnips, 3
  30. Garlic, 2 bulbs, 1/2" root, 4" stock
  31. Tomatoes, 3 heirloom, name variety
- |  |      |      |      |      |
|--|------|------|------|------|
|  | 5.50 | 4.50 | 3.50 | 2.50 |
|--|------|------|------|------|
32. Vegetable garden display, 6 different types of vegetables

**CLASS E – HERBS, FRESH CUT IN WATER, 3 STEMS**

Lot No. Description	1 <sup>st</sup>	2 <sup>nd</sup>	3 <sup>rd</sup>	4 <sup>th</sup>
	1.75	1.50	1.25	1.00

1. Basil
2. Parsley
3. Thyme
4. Dill
5. Mint
6. Chives
7. Oregano
8. Rosemary
9. Any other, correctly identified

**CLASS F – HERBS, POTTED (MAX. 10" DIAMETER CONTAINER)**

Lot No. Description	1 <sup>st</sup>	2 <sup>nd</sup>	3 <sup>rd</sup>	4 <sup>th</sup>
	1.75	1.50	1.25	1.00

1. Basil, standard
2. Basil, dwarf
3. Parsley
4. Thyme
5. Mint
6. Chives
7. Oregano
8. Rosemary
9. Any other, correctly identified

**DEPARTMENT 115 – OPEN CLASS  
FLOWERS & HOUSEPLANTS**

**Barb Ornes & Dan Follendorf – Co-Superintendents**

*No displays in pop bottles or paper cups. Provide plastic or wood stake on which entry tag can be tied. Hanging planters may contain one or more plants. Plants must be free from diseases and insects.*

**CLASS A – FLOWER ARRANGEMENTS**

Lot No. Description	1 <sup>st</sup>	2 <sup>nd</sup>	3 <sup>rd</sup>	4 <sup>th</sup>
	3.00	2.50	2.00	1.50

1. "You Are My Sunshine" – all yellow including container
2. Bouquet of Annuals – at least 3 different kinds
3. Bouquet of Perennials – at least 3 different kinds
4. "Green Grove" – all green including container
5. "Oh So Tiny" – mini arrangement smaller than 3"x3" including container
6. "I'm In Between" – arrangement under 6"x6" including container
7. Holiday Themed Arrangement – specify holiday
8. "Roadside Treasurer's" – all wildflowers & weeds, NO endangered species
9. "Pitcher Fun" – must use a pitcher as container
10. "Pretty in Pink" – all pink including container
11. Mug Arrangement
12. Floating Arrangement
13. Most Unique Container Arrangement

**CLASS B – PERENNIALS AND BULBS**

Lot No.	Description	1 <sup>st</sup>	2 <sup>nd</sup>	3 <sup>rd</sup>	4 <sup>th</sup>
		1.75	1.50	1.25	1.00
1.	Calla lily, single bloom				
2.	Dahlia, over 4", single bloom				
3.	Dahlia, under 4", 3 blooms				
4.	Daylily, ditch lily, single stem w/blooms				
5.	Daylily, hemerocallis, mini, under 4 1/2" single stem w/blooms				
6.	Daylily, hemerocallis, double flower, single stem w/ blooms				
7.	Daylily, hemerocallis, single color, single stem w/ blooms				
8.	Daylily, hemerocallis, multi color, single stem, w/ blooms				
9.	Echinacea, coneflower, purple, single stem				
10.	Echinacea, coneflower, any other color, single stem				
11.	Gladiolus, any color, single stem				
12.	Liatris, 1 spike				
13.	Lily (lilium) Any other, single stem				
14.	Lily (lilium) Tiger, single stem				
15.	Phlox, single stem				
16.	Rose, any color, single stem				
17.	Rose, floribunda, single stem				
18.	Rose, grand flora, single stem				
19.	Rose, hybrid tea, single stem				
20.	Rudbeckia, single stem				
21.	Any other perennial, 1 stem, not listed above, name variety				

**CLASS C – ANNUALS**

**\*3 Blooms/stems unless specified (No plastic containers please)**

Lot No.	Description	1 <sup>st</sup>	2 <sup>nd</sup>	3 <sup>rd</sup>	4 <sup>th</sup>
		1.75	1.50	1.25	1.00
1.	Bachelor Buttons				
2.	Bells of Ireland				
3.	Calendula				
4.	Celosia, crested cockscomb				
5.	Celosia, plumed, 1 stem				
6.	Cosmos				
7.	Marigold, any color, larger than 2" diameter				
8.	Marigold, bicolor, under 2" diameter				
9.	Marigold, sgl color, under 2" diameter				
10.	Nasturtium				
11.	Pansy, 5 blooms				
12.	Petunia, double				
13.	Petunia, single bicolor				
14.	Petunia, single blue or lavender				
15.	Petunia, single rose, pink or red				
16.	Petunia, single white or yellow				
17.	Salvia, red				
18.	Salvia, any other color				
19.	Snapdragon, short variety				
20.	Snapdragon, tall variety				
21.	Sunflower, 1 stem				
22.	Verbena				
23.	Zinnia, large, over 3" diameter				
24.	Zinnia, small, under 3" diameter				
25.	Any other annual, flower under 3" diameter identify variety				
26.	Any other annual, flower over 3" diameter, identify variety, 1 stem				

**CLASS D – HOSTA**

**\*1 stem in single stem vase, identify variety**

Lot No.	Description	1 <sup>st</sup>	2 <sup>nd</sup>	3 <sup>rd</sup>	4 <sup>th</sup>
		2.00	1.75	1.50	1.25
1.	Variegated variety, small leaf				
2.	Variegated variety, medium leaf				
3.	Variegated variety, large leaf				
4.	Solid variety, small leaf				
5.	Solid variety, medium leaf				
6.	Solid variety, large leaf				
7.	Textured or ruffled, small leaf				
8.	Textured or ruffled, medium leaf				
9.	Textured or ruffled, large leaf				

**CLASS E – HOUSEPLANTS**

Lot No.	Description	1 <sup>st</sup>	2 <sup>nd</sup>	3 <sup>rd</sup>	4 <sup>th</sup>
		2.00	1.75	1.50	1.25
1.	African violet, bicolor, single or double flower, 1 plant				
2.	African violet, blue or purple, single or double flower, 1 plant				
3.	African violet, pink or red, single or double flower, 1 plant				
4.	African violet, white, single or double flower, 1 plant				
5.	Bromeliads				
6.	Cactus				
7.	Christmas/Thanksgiving Cactus				
8.	Desert Garden(cacti or succulents) minimum 3 varieties				
9.	Dieffenbachia				
10.	Dish Garden, min. 3 varieties				
11.	Dracaena				
12.	Fern				
13.	Ivy				
14.	Oxalis or Shamrock				
15.	Philodendron				
16.	Pothos (devils ivy)				
17.	Prayer Plant				
18.	Rex Begonia				
19.	Sansevieria (birds nest, mother-in-law tongue)				
20.	Schefflera				
21.	Succulent (no cactus)				
22.	Terrarium, minimum 3 varieties				
23.	Any other flowering plant, identify				
24.	Any other foliage plant, identify				
25.	Any other vine plant, identify				
26.	Jade				

**CLASS F – POTTED OUTDOOR PLANTS**

Lot No.	Description	1 <sup>st</sup>	2 <sup>nd</sup>	3 <sup>rd</sup>	4 <sup>th</sup>
		2.00	1.75	1.50	1.25
1.	Begonia, angel wing				
2.	Begonia, fibrous, single plant				
3.	Begonia, tuberous, single plant				
4.	Coleus, single plant				
5.	Fairy Garden				
6.	Fern				
7.	Fuschia				
8.	Geranium, single plant				
9.	Hanging planter, single variety				
10.	Hanging planter, minimum 2 varieties				
11.	Impatiens, single shade plant				
12.	Planter 12"/under diameter not hanging, minimum 2 varieties				

13. Planter 13”/over diameter not hanging, minimum 2 varieties
14. Succulent planter, outdoor, minimum 3 varieties
15. Sunpation, single plant
16. Any other outdoor plant, blooming single plant, identify
17. Planter, single variety

**DEPARTMENT 116 – OPEN CLASS  
NATURAL SCIENCE**

**Sally Teasdale – Superintendent**

**CLASS A – WINE**

*Requirements: For amateur wine makers only.*

- ∇ *Entries must be dropped off at the fair office starting Monday of fair week from 9-2pm and must be in by Tuesday of fair week by 12:00pm noon.*

*Judging will start at 4:00pm on Tuesday of fair week. Winners will be on display in the White Exhibit Building during fair week.*

- ∇ *All contestants must provide one full bottle (750 ml.) per entry with a label attached to the bottle, describing the wine name, style of wine, makers’ name, and date bottled.*

Lot No.	Description	1 <sup>st</sup>	2 <sup>nd</sup>	3 <sup>rd</sup>	4 <sup>th</sup>
		RBN	RBN	RBN	RBN

1. Cranberry
2. Fresh Fruit (Dry)
3. Fresh Fruit Berry (Sweet/Semi)
4. Fresh Fruit Other (Sweet/Semi)
5. Fresh Red Grape
6. Fresh White Grape
7. Fruit/Grape Kit (Dry)
8. Fruit/Grape Kit (Sweet/Semi)

\*Best of Show (Judge’s Pick) – RBN

**CLASS B – MAPLE SYRUP**

Lot No.	Description	1 <sup>st</sup>	2 <sup>nd</sup>	3 <sup>rd</sup>	4 <sup>th</sup>
		RBN	RBN	RBN	RBN

1. Maple Syrup, ½ pint or 1-pint standard canning jar
2. Any other Maple Syrup product (identify on tag)

**CLASS C – BEES & HONEY**

Lot No.	Description	1 <sup>st</sup>	2 <sup>nd</sup>	3 <sup>rd</sup>	4 <sup>th</sup>
		RBN	RBN	RBN	RBN

1. Extracted Honey, White, glass jar
2. Extracted Honey, Amber, glass jar
3. Granulated Extracted Honey, 1lb jar

**DEPARTMENT 118 – OPEN CLASS**

**CULTURAL ARTS**

**Karen Betthausen – Superintendent**

**\*The fair is not responsible for loss or damage of any article\***  
*Open to all persons in Monroe County. No more than one article per exhibitor will be permitted in any entry number. All entries must be the work of the exhibitor, and any article over 2 years old or those having taken a premium at the Monroe County Fair in previous years will not be allowed to compete for premiums. Please have jewelry and all small items placed in a zip-loc bag.*

**CLASS A – PAINTINGS – ANY SUBJECT**

Lot No.	Description	1 <sup>st</sup>	2 <sup>nd</sup>	3 <sup>rd</sup>	4 <sup>th</sup>
		5.50	4.50	3.50	2.50

1. Oil Painting, framed
2. Watercolor, matted or framed
3. Tempera Painting, matted or framed
4. Acrylic Painting, framed
5. China, Painting, 12”/under

**CLASS B – DRAWING – ANY SUBJECT**

Lot No.	Description	1 <sup>st</sup>	2 <sup>nd</sup>	3 <sup>rd</sup>	4 <sup>th</sup>
		5.50	4.50	3.50	2.50

1. Pencil Drawing
2. Colored Pencil Drawing
3. Charcoal Drawing
4. Ink Drawing
5. Crayon Drawing
6. Pastel Drawing
7. Two or more media used
8. Any other drawing media
9. Relief printing-cardboard, string, vegetable, etc.
10. Coloring page, any media

**CLASS C – CERAMICS**

**CLASS D – CERAMICS (PERSONS WITH DISABILITES)**

Lot No.	Description	1 <sup>st</sup>	2 <sup>nd</sup>	3 <sup>rd</sup>	4 <sup>th</sup>
		5.50	4.50	3.50	2.50

1. Completely hand-molded article, fired and glazed
2. Ceramic article w/hand mold decorations
3. Ceramic article, under glaze, over 6”
4. Ceramic article, under glaze, under 6”
5. Ceramic article, glazed, over 6”
6. Ceramic article, glazed under 6”
7. Ceramic article with under glaze, glaze and special effects
8. Ceramic article, stained. over 8”
9. Ceramic article, stained, under 8”
10. Ceramic article, dry brushed, over 8”
11. Ceramic article, dry brushed, under 8”
12. Article, China painted
13. Articles - more than 1 in display
14. Article w/special effects; ex: sand on wood or single, etc.
15. Article w/special effects; ex: lustres, gold, silver, fringes, decals, etc.
16. Any other article w/effects not listed above
17. Porcelain article, small, painted by exhibitor
18. Porcelain article, large, painted by exhibitor

## CLASS E – CRAFTS

\*All items included on project must be handmade, as well as all decorations to a reasonable extent

## CLASS F – CRAFTS (PERSONS WITH DISABILITIES)

Lot No.	Description	1 <sup>st</sup>	2 <sup>nd</sup>	3 <sup>rd</sup>	4 <sup>th</sup>
		5.50	4.50	3.50	2.50

1. Cut paper Art - greeting card, collage, etc.
2. Cardmaking using Cricut
3. Stamped Greeting Card, handmade
4. Stamped Paper Bag w/ Matching tissue paper, 1 each
5. Decorated Gift Paper Bag
6. Memory Pages – 2 Pages, one sided
7. Decoupage – any item under 12”
8. Soap, homemade, 2 bars (include recipe)
9. Candle, homemade – wax or jellied
10. Decorated Clay Pot(s), under 12”
11. Pinecone craft, under 6”
12. Pinecone craft, over 6”
13. Refrigerator Magnet Craft, set of 2
14. Beadwork
15. Needle Point
16. Embroidery
17. Embroidery, Machine, under 12”
18. Embroidery, Machine, over 12”
19. Woven Basket – under 10” high
20. Woven Basket – over 10” high
21. Cross-stitch item
22. Counted Cross Stitch – under 8”
23. Counted Cross Stitch – over 8”
24. Wreath, grapevine, decorated
25. Wreath, straw, decorated
26. Wreath, any other, (Styrofoam, pinecone, etc.)
27. Hat Art, decorated, fancy
28. Hat Art, decorated, silly
29. Valentines Day Craft (no ceramics)
30. St. Patrick’s Day Craft (no ceramics)
31. Easter Craft (no ceramics)
32. Summer Craft (no ceramics)
33. Fall Craft (no ceramics)
34. Halloween Craft (no ceramics)
35. Patriotic Craft (no ceramics)
36. Thanksgiving Craft (no ceramics)
37. Winter Craft (no ceramics)
38. Christmas Craft (no ceramics)
39. Christmas Ornament
40. Picture Frame, decorated, fancy, under 12”
41. Picture Frame, decorated, silly, under 12”
42. Decorated Birdhouse, under 12”
43. Homemade Jewelry, bracelet, anklet
44. Homemade Jewelry, necklace
45. Homemade Jewelry, pins or earring
46. Tie Dying - Clothing
47. Tie Dying – any other article (not clothing)
48. Clothing Art Transfer or iron-on design, any item
49. Burlap Craft
50. Decorated Wine Bottle(s)
51. Diamond Art, over 12”
52. Diamond Art, under 12”
53. Stained Glass, small
54. Stained Glass, large
55. 12”/over Round Door Sign

56. Seasonal Tiered Tray
57. String Art, under 12”
58. String Art, over 12”
59. Shell Art
60. Rock Art
61. Leather Craft, large
62. Leather Craft, small
63. Button Creations Craft
64. Denim Craft, not sewing
65. Jewelry Creations Craft

## CLASS G – LEGO PROJECT

1. Exhibitors may use other brands similar to LEGO, such as K’Nex

2. **ALL LEGO ENTRIES** must be on a sturdy base for ease of handling or they will not be judged. Base must be as small as possible to fit project. The sides of the base should not be obscure viewing the entry. \*Item will be moved to judge.

3. Kit-build exhibit must include model instructions.

4. Lego projects must include a 3”x5” card with a description of the project listed.

Lot No.	Description	1 <sup>st</sup>	2 <sup>nd</sup>	3 <sup>rd</sup>	4 <sup>th</sup>
		5.50	4.50	3.50	2.50

1. Article, from a kit
2. Article, exhibitors original design, not from a kit
3. Aerospace (airplanes, rockets) – no kit
4. Aquatic (boats, etc.) – no kit
5. Animal(s) – no kit
6. Building – no kit
7. Dinosaur – no kit
8. Train(s) – no kit
9. Vehicle (car, truck, etc.) – no kit
10. Aerospace (airplanes, rockets) – from a kit
11. Aquatic (boats, etc.) – from a kit
12. Animal(s) – from a kit
13. Building – from a kit
14. Dinosaur – from a kit
15. Train(s) – from a kit
16. Vehicle (car, truck, etc.) – from a kit
17. Floral – single flower
18. Floral – bouquet
19. Floral – potted plant

## DEPARTMENT 119 – OPEN CLASS ANTIQUES

Wendy Wright – Superintendent

### RULES:

1. Antiques must be approximately 50 years or older
2. Antique item is to be exhibited in primary class
3. Any item or article which has previously exhibited at the Monroe County Fair cannot be re-entered at the fair.
4. No furniture will be accepted
5. No item or article will be insured by the fair association
6. The superintendent has the privilege of rejecting any item not meeting requirements

### Scoring will consist of:

- ~ Condition – 10%
- ~ Quality of Material – 15%

- ~ Craftsmanship – 15%
- ~ Beauty, Color – 20 %
- ~ Design/General Appearance – 20%
- ~ Value in Point of Interest – 20%

**CLASS A – ANTIQUES**

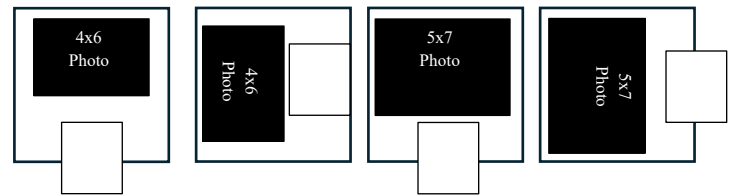
Lot No. Description	1 <sup>st</sup>	2 <sup>nd</sup>	3 <sup>rd</sup>	4 <sup>th</sup>
1. Ammunition Box	3.00	2.50	2.00	1.50
2. Beer Bottle				
3. Beer Can				
4. Beer Stein				
5. Bell				
6. Cane				
7. Canning Tool				
8. Carnival Glass				
9. Cookbook				
10. Cookie Cutter(s)				
11. Deviled Egg Dish				
12. Dolly				
13. Dresser Scarf				
14. Egg Beater				
15. Fish Scaler				
16. Grater				
17. Hair Clipper				
18. Jar Opener				
19. Jug				
20. Large Can Opener (twist/operational)				
21. Metal Goblet				
22. Mustache Cup				
23. Nutcracker				
24. Nut Grinder				
25. Pig Article				
26. Pillowcase				
27. Pillowcases (set of 2)				
28. Pin Cushion				
29. Pink Depression Glass				
30. Plat Book				
31. Post Card				
32. Potato Masher				
33. Potato Ricer				
34. Quilt				
35. Shaving Kit				
36. Shaving Mug				
37. Sherbert Dish				
38. Silver Serving Tray				
39. Soda Bottle				
40. Soda Can				
41. Tack/Nail Remover				
42. Thimble				
43. Tie Clasp				
44. Tongs				
45. Vase				
46. Voting Box				
47. Wash Board				
48. Wedding Dress				
49. Whisk				
50. Wine Decanter Set				

**DEPARTMENT 120 – PHOTOGRAPHY**

Elizabeth Carpenter – Superintendent

1. Each entry is one photo, 4x6 or 5x7 only.
2. All entries are to be color photos, unless specified.
3. Photo and entry tag must be securely and neatly mounted on an 8”x8” square of BLACK cardstock. Due to the humidity rubber cement or photo mounting squares are recommended for photo mounting and stapler for entry card.
4. Photos may not be matted or framed.
5. Entries must be the work of the exhibitor.
6. Photos previously entered at the Monroe County Fair may not be entered again, including calendars.
7. Each exhibitor is limited to one entry per lot number.
8. Unless specifically stated, humans and/or animals may or may not be included in the photo. Example: Seasonal photos may include animals, but is not necessary.
9. In every case, quality of the photo will be the primary consideration in judging, taking into account such things as focus, composition, lighting, etc. If photo entries are equal in quality, top prizes will be awarded to those which are most neatly exhibited.
10. Entries that are not in compliance with the fair book will be dropped one placing.

**Picture and Entry Tag Examples:**



**CLASS A – AMATEUR**

**CLASS B – PROFESSIONAL**

(A professional is defined as a person who earns income from the sale of their photography) Professionals may NOT also enter amateur (class A) nor Sr. Citizen (department 22)

Lot no. Description	1 <sup>st</sup>	2 <sup>nd</sup>	3 <sup>rd</sup>	4 <sup>th</sup>
	4.50	3.50	2.50	1.50

1. Landscape with human elements (can include things like telephone poles)
2. Landscapes, all natural (with nothing made-man)
3. Landscapes, all natural, black and white (with nothing man-made)
4. Seasonal: Spring
5. Seasonal: Summer
6. Seasonal: Fall
7. Seasonal: Winter
8. Flower(s), no insects
9. Black & White flower(s), no insects
10. Plant(s) or Fungi, no insects
11. Insect(s)
12. Wild bird(s)
13. Wild Animal(s) (taken in nature or the zoo, not domesticated)
14. Dog, no people
15. Dog, black & white
16. Cat, no people
17. Cat, black & white

18. Any other domesticated animal that is not a cat or dog (ex. pet lizard, no people)
19. Farm animal(s), no people (ex. cows, horses, pigs)
20. Farm animal(s), black & white
21. Animal(s) with people
22. Agriculture scene; Photographs depicting agriculture life, work, or settings
23. City scene
24. Building or structure
25. Building or structure, black & white
26. Barns/Silos
27. Reflections, (your subject reflected in another surface)
28. Patterns, shapes, lines, textures or shadows
29. Night photo, no flash
30. Monroe County Fair – image taken at the fair
31. Monroe County Fair – image taken of tourism in Monroe County
32. Couple (2 people showing connection)
33. Portrait (one person)
34. Portrait, black & white (one person)
35. Character study, a realistic portrait taken of a subject whose face or figure reveals strong personality or character traits
36. Self-portrait, taken by exhibitor
37. Family
38. Child(ren)
39. Group shot, an arrangement, by you, of three or more persons
40. Water scene
41. Action
42. Actions, black and white
43. Sports
44. Silhouette, subject will be a black shape
45. Vehicle
46. Machinery
47. Still life, an arrangement of inanimate objects from the natural or man-made world
48. Digital manipulation, altering a photo using a photo editor, (ex. photoshop-explanation of edits required on back of tag board)
49. Details/Close-up (any subject), an extreme close-up photo
50. Journalistic (with description) photo and description you would find in the newspaper
51. Documentary (with description) a photo that attempts to record the world as it is
52. Sunrise/sunset
53. Sky
54. Weather
55. Any other black & white
56. Unusual perspective or viewpoint (birds or bus eye trick, trick perspective, drone)
57. Calendar – A calendar consisting of 12 photographs (13 if using a cover), presented in a calendar format  
\*\*Photographs used may not have been previously entered in this fair, either individually or as part of a calendar, and may not be entered in any other lot number.
58. Book or photo journal, all photos used must be taken by exhibitor, book can be homemade or purchased

**CLASS C – AMATEUR PHOTO SERIES**  
**CLASS D – PROFESSIONAL PHOTO SERIES**

Lot No.	Description	1 <sup>st</sup>	2 <sup>nd</sup>	3 <sup>rd</sup>	4 <sup>th</sup>
		4.50	3.50	2.50	1.50
1.	Portrait				
2.	Action				
3.	Vehicle				
4.	Flowers				
5.	Still Life				
6.	Any other not listed				

**Photo Series:**

Photo series is a set of images that interact with each other in order to illustrate a specific subject, convey a message, present a vision, reveal a truth, display a particular aesthetic, etc. Images in a photography series may be independently different, but they complement each other and help highlight the subject of the series when grouped together. There must be 4 images but no more than 8. They must be displayed neatly on black tagboard with no more than 1 inch of space between photos. All photos must be the same size, with the size being no larger than 5x7. Photos used in a series may not be used in a different lot number.

**DEPARTMENT 122 – OPEN CLASS**  
**WOODWORKING**

**Wally & Betty Beck – Co-Superintendents**

**CLASS A – WOODWORKING (NO KITS)**

Lot No.	Description	1 <sup>st</sup>	2 <sup>nd</sup>	3 <sup>rd</sup>	4 <sup>th</sup>
		5.50	4.50	3.50	2.50
1.	Frame				
2.	Decorative article, large				
3.	Useful article for use out-of-doors				
4.	Useful article, furniture or cabinetmaking				
5.	Useful article for use in home				
6.	Useful article for use in building other than house				
7.	Small article (under 12”), useful or decorative				
8.	Repaired or refinished article (attach a picture of item before it was repaired/refinished to the entry tag)				
9.	Game or child’s article				
10.	Wall hanging				
11.	Miscellaneous				
12.	Hex Sign – Barn Quilt 36”x36” – ½’ thick plywood				
13.	Hex Sign – Barn Quilt 18”x18” – ½’ thick plywood				

**CLASS B – WOODWORKING, SCROLL SAW**

Lot No.	Description	1 <sup>st</sup>	2 <sup>nd</sup>	3 <sup>rd</sup>	4 <sup>th</sup>
		5.50	4.50	3.50	2.50
1.	Useful article for out-of-doors				
2.	Game or child’s article				
3.	Useful article for use in home				
4.	Miscellaneous				

**DEPARTMENT 125 – OPEN CLASS FOODS & NUTRITION**

**Jennie Marx – Superintendent**

*Open to persons in Monroe County. No more than one entry will be permitted in any lot for one exhibitor. All entries must be the work of the exhibitor and any article having taken a premium at the Monroe County Fair will not be allowed.*

**CLASS A – FOODS PREPARATION**

*All food preparation should be made from basic ingredients for food. For cakes and loaves of bread, the whole item should be brought to the fair where a portion of it will be left for judging. Plates will be furnished for the food.*

**CAKES**

*(3” corner piece or ¼ of entire cake, all conventionally made unless specified)*

Lot No.	Description	1 <sup>st</sup>	2 <sup>nd</sup>	3 <sup>rd</sup>	4 <sup>th</sup>
		2.50	2.25	2.00	1.75

**CAKES**

*(3” corner piece or ¼ of entire cake, all conventionally made unless specified)*

1. Yellow, mix, unfrosted
2. Yellow, non-mix, unfrosted, include recipe
3. Yellow, non-mix, microwave, include recipe
4. White, mix, unfrosted
5. White, non-mix, unfrosted, include recipe
6. White, non-mix, microwave, include recipe
7. Chocolate, mix, unfrosted
8. Chocolate, non-mix, include recipe
9. Apple or applesauce cake
10. Vegetable cake, unfrosted
11. Vegetable cake, microwave
12. Pound cake, unfrosted
13. Spice cake, non-mix, unfrosted, include recipe
14. Sponge, non-mix, unfrosted, include recipe
15. Chiffon, non-mix, unfrosted, include recipe
16. Angel food, non-mix, unfrosted, include recipe
17. Jelly roll, any variety, (2) 1” slices
18. Cake donuts, 2

**PIES**

*(3” – 4” pie shells, if just shell, leave whole – crust must be homemade)*

19. Pie crust, standard, no filling
20. Pie crust, decorative edge, filling
21. Single crust fruit pie, specify variety
22. Double crust fruit pie, specify variety

**COOKIES**

*(2 cookies)*

23. Chocolate chip
24. Rolled, white/spice
25. Oatmeal, drop
26. Drop, any variety, specify (no chocolate chip or oatmeal)
27. Pressed, specify, variety, include recipe
28. Molded, specify, variety, include recipe
29. Refrigerator, include recipe
30. Filled, include recipe

**BARS**

*(3” corner piece)*

31. Brownies, cake-type, unfrosted
32. Brownies, bar-type, unfrosted
33. Granola Bar, 2”x3”
34. No-bake bar, unfrosted/not decorated
35. Any other variety, specify
36. Cookie type, specify variety, include recipe
37. Cookie type w/ cranberries

**QUICK BREADS**

*(2 muffins or biscuits, 3” corner piece for cakes)*

38. Muffins, plain, no-liners
39. Muffins, fruit, no-liners
40. Muffins, bran, no-liners
41. Muffins, cornbread, no-liners
42. Muffins, any variety, no-liners, include recipe
43. Biscuits, baking powder, cut
44. Biscuits, baking powder, drop
45. Coffee cake, any variety, include recipe
46. Coffee cake, made w/cranberries, include recipe
47. Fruit bread, any variety, include recipe
48. Vegetable bread, any variety, include recipe
49. Nutritious Dairy Quick Bread using 2/more dairy products (include recipe)

**YEAST BREADS & ROLLS**

*(Non-machine or mix unless specified, ¼ of loaf left, including heel)*

50. White bread
51. Wheat
52. White, machine made
53. Wheat, machine made
54. Machine made, own recipe, include recipe, loaf
55. Bread loaf, any other variety, specify
56. Dinner rolls, white, 2
57. Dinner rolls, white, dough made in machine, 2
58. Dinner rolls, wheat, 2
59. Dinner rolls, wheat, dough made in machine, 2
60. Dinner rolls, any other variety, specify, 2
61. Dinner rolls, any other variety, machine-made, specify variety, 2
62. Dinner rolls, shaped, machine-made dough, specify, 2
63. Soft Pretzels, 2
64. Bread sticks, yeast, include recipe 2
65. Bread sticks, yeast, machine-made, include recipe 2
66. Yeast coffee cake, made w/ cranberries
67. Yeast coffee cake, other, include recipe
68. Cinnamon rolls, unfrosted, 2
69. Decorative bread, frozen or homemade dough, hand-shaped, creative design
70. Doughnuts, yeast, 2

**SOURDOUGH**

71. Classic sourdough loaf
72. Dinner rolls, 2
73. Pretzels, 2
74. Bagels, 2
75. Cinnamon rolls, unfrosted, 2
76. Muffins, unfrosted, 2

77. Brownies, 2

**HERITAGE FOODS**

- 78. Skrull, krumcake, 2
- 79. Pizell, 2
- 80. Rosette, 2
- 81. Lefsa, 2 whole sheets
- 82. Flatbread, 1 sheet broke into 4 pieces
- 83. Kolache, small, 2” round
- 84. Kolache, large, 8” round
- 85. International bread, include recipe, ¼ loaf and heel
- 86. Fattigman bakkels, 2
- 87. Sandbakkels, 2
- 88. Kringle, 2

***\*\*Top Overall Heritage Food Will Receive The Viola Savall Memorial Award\*\****

**CANDIES**

(Bring 4 pieces and MUST include recipe)

- 89. Caramel
- 90. Chocolate fudge
- 91. Peanut brittle
- 92. Dipped candy
- 93. Molded candy
- 94. Hard candy
- 95. Taffy
- 96. Mints
- 97. Divinity
- 98. Penuche
- 99. Any other homemade candy

**MISCELLANEOUS**

- 100. \*\*Cranberry Recipe
- 101. Theme gift basket package, any occasion, baskets/packages must include at least one nutritious food product and be no larger than 12” in diameter or 12”x12” square for a package

***\*\*Cranberry Recipe\*\****

**BROWNEB-BUTTER ORANGE AND CRANBERRY CRUMB CAKE**

**Topping**

- 10 Tablespoons Unsalted Butter
- 1 1/3 Cups All-Purpose Flour
- ¾ Cup Packed Light Brown Sugar
- 1 Teaspoon Ground Cinnamon
- ¼ Teaspoon Salt

**Cake**

- Softened Butter, for the baking pan
- 1 ½ Cups All-Purpose Flour, plus additional for the pan
- ½ Cup Plus 2 Tablespoons Granulated Sugar
- 1 ½ Teaspoons Baking Powder
- ½ Teaspoon Salt
- ¼ Ground Cinnamon
- Zest of 2 Oranges
- 2 Tablespoons Unsalted Butter
- 1 Large Egg
- ½ Cup Milk

- 2 Tablespoons Orange Juice
- 1 ¼ Teaspoons Vanilla Extract
- 1 ½ Cups Fresh or Frozen Cranberries, thawed

**Instructions:**

1. For the topping, cook and stir the 10 tablespoons butter in a skillet over medium heat until the butter foams, begins to turn light brown, and smells nutty. Remove from the heat and allow to cool lightly.
2. Combine the flour, brown sugar, cinnamon, and salt in a large bowl. Stir in the browned butter until large crumbs form; set aside.
3. For the cake, preheat the oven to 350 degrees. Butter and flour a 9-inch square baking pan; set aside.
4. Mix the flour, granulated sugar, baking powder, salt, cinnamon, and orange zest in a large bowl. Set aside.
5. Cook and stir the butter in a skillet over medium heat until it foams, begins to turn brown, and smells nutty. Cool slightly.
6. Combine the egg, milk, orange juice, vanilla, and browned butter in a separate bowl. Pour the egg mixture into the dry ingredients and stir just until combined. Spread the batter in the prepared pan. (It will look like a small amount of batter.) Distribute the cranberries over the batter, pressing them into the batter slightly.
7. Sprinkle the crumb topping evenly over the cake, pressing down on it slightly. Bake for about 50 minutes or until the crumbs are golden and a cake tester inserted in the center of the cake comes out clean. Transfer to a wire rack and cool completely in the pan.

**CLASS B – FOOD PRESERVATION**

**RULES:**

1. All food must have been preserved within the last year; since previous fair.
2. All jars must be clean and sealed in excellent condition.
3. Canning exhibits must be made in either standard pint or quart jars.
4. Jelly is to be exhibited in any straight-sided jar or jelly glass with self-sealing lids, no larger than 1 pint.
5. Paraffin seals are no longer accepted.
6. All jars must be labeled, ex.

Product:

Date Canned: Month \_\_\_\_\_ Day \_\_\_\_\_  
Year \_\_\_\_\_

Method of Preparing: (check one) Hot Pack \_\_\_\_\_ Cold Pack \_\_\_\_\_

Method of Processing: (check one)

Boiling Water Bath \_\_\_\_\_ Pressure Canner \_\_\_\_\_

Processing Time: Quart \_\_\_\_\_ Pint \_\_\_\_\_

7. The judge reserves the right to open jars of food in case of doubt.

8. **Please remove all RINGS.**

9. All Food Preservation exhibits must be in standard canning jars and must state method of preservation such as hot water bath or pressure canned length of processing time and date canned. Indicate if type and amount of acid used when appropriate, Tape labels securely on jars. Rings should be removed from the jars.

**Current USDA and University**

**Extension canning procedure must be followed.**

10. Jam & Jelly – No freezer jam or jelly.

11. Dried Foods – ¼ cup measure in clean sealed plastic clear bag unless otherwise stated.

**CANNED FRUITS**

<b>Lot No. Description</b>	<b>1<sup>st</sup></b>	<b>2<sup>nd</sup></b>	<b>3<sup>rd</sup></b>	<b>4<sup>th</sup></b>
	2.50	2.25	2.00	1.75
1. Apples, quartered or halved				
2. Applesauce				
3. Blackberries				
4. Blueberries				
5. Cherries, pitted				
6. Cherries, whole				
7. Fruit, any other variety				
8. Juice, any variety				
9. Peaches				
10. Pears				
11. Plums				
12. Raspberries, black				
13. Raspberries, red				
14. Rhubarb				
15. Strawberries				
16. Pie Filling, Specify Variety				

**CANNED VEGETABLES**

17. Asparagus, cut
18. Beans, green
19. Beans, yellow
20. Beets
21. Carrots, sliced
22. Carrots, whole
23. Corn, cut from cob
24. Mixed vegetables, for soup
25. Salsa
26. Sauerkraut, fermentation to be complete
27. Tomato juice
28. Tomato sauce
29. Tomatoes, whole

**CANNED MEAT**

30. Beef
31. Chicken
32. Fish
33. Pork
34. Venison

**JELLY, JAMS, CONSERVES**

35. Apple Jelly
36. Blackberry Jelly
37. Grape Jelly
38. Raspberry Jelly
39. Strawberry Jelly
40. Low sugar jelly, any variety
41. Any other jelly variety
42. Black Raspberry Jam
43. Blackberry Jam
44. Red Raspberry Jam
45. Strawberry Jam
46. Jam, low sugar, any variety
47. Jam, any other variety
48. Peach conserve
49. Rhubarb conserve
50. Strawberry conserve
51. Maple Syrup
52. Honey, 1 jar

**PICKLES**

53. Dill Pickles (must be canned after July 31<sup>st</sup>, of previous year)
54. Beet pickles
55. Bread and butter pickles
56. Dill pickles (must be canned after July 31<sup>st</sup> of previous fair year)
57. Sweet pickles, cucumber
58. Watermelon pickles
59. Mixed vegetable pickle

**CLASS C- HERBS, DRIED**

*Identify herb and method of drying, i.e., air, oven, dehydrator. Entry must be bundled or in a zip-lock plastic bag.*

**DRIED HERBS**

<b>Lot No. Description</b>	<b>1<sup>st</sup></b>	<b>2<sup>nd</sup></b>	<b>3<sup>rd</sup></b>	<b>4<sup>th</sup></b>
	2.50	2.25	2.00	1.75
1. Basil				
2. Parsley				
3. Thyme				
4. Dill				
5. Mint				
6. Chives				
7. Any other, correctly identified				

**CLASS D - DRIED FOODS, ANY AGE (BRING ONE CUP IN A PLASTIC BAG)**

<b>Lot No. Description</b>	<b>1<sup>st</sup></b>	<b>2<sup>nd</sup></b>	<b>3<sup>rd</sup></b>	<b>4<sup>th</sup></b>
	2.50	2.25	2.00	1.75
1. Fruit				
2. Fruit leather				
3. Any other non-protein (not meat)				
5. Meat Jerky				
6. Soup mix with 5 vegetables				

**CLASS E- CAKE DECORATING (All decorated cakes and cupcakes**

**can be decorated on dummy cakes of foam this year, real cakes can be used, dummy cakes are preferred.)**

<b>Lot No. Description</b>	<b>1<sup>st</sup></b>	<b>2<sup>nd</sup></b>	<b>3<sup>rd</sup></b>	<b>4<sup>th</sup></b>
	2.50	2.25	2.00	1.75
1. 2 cupcakes, using 1-2 frosting techniques (shell, star, etc.)				
2. 2 cupcakes, using 3/more frosting techniques				
3. 2 cupcakes using edible decorations				
4. 8x8" frosted cake using 2/more techniques				
5. 9" round decorated cake using 2/more techniques				
6. 9x13" decorated cake, using 2/more techniques				
7. Decorated cake, using character, molded or shape pan (not round, square or rectangular pan)				
8. Cut-out cake, decorated				
9. Decorated shape cookies, 3				
10. Layer cake, decorated using edible decorations, 2/more techniques				
11. Wedding cake, single				
12. Wedding cake, tiered or layered				
13. Special occasion, specify				
14. Any other decorated cake or cookie not listed above				

**DEPARTMENT 126 – OPEN CLASS  
CLOTHING**

**Denise Murray – Superintendent**

*Open to persons in Monroe County. No more than one entry will be permitted in any lot for one exhibitor. All entries must be the work of the exhibitor and any article having taken a premium at the Monroe County Fair will not be allowed.*

1. Serger may be used for part or all the construction of garment.
2. One exhibit per lot number.
3. No limit on number of entries in each class.
4. All garments must have been constructed by the exhibitor during the past year.
5. Clothing entries may have been worn but must be clean and pressed.
6. Exhibitor must provide a see-through protective garment cover and hanger, so that article(s) can be hung up.

**CLASS A – WOMEN’S GARMENTS, ADULT OR TEENAGER**

Lot No.	Description	1 <sup>st</sup>	2 <sup>nd</sup>	3 <sup>rd</sup>	4 <sup>th</sup>
		4.50	3.50	2.50	1.50

1. Accessory (belt/scarf/hat/purse)
2. Apron
3. Pull over top/T-shirt
4. Blouse for general wear
5. Blouse sheer fabric
6. Skirt
7. Shorts/culottes
8. Pants
9. Sleepwear
10. Housecoat or robe
11. Slip, camisole, etc.
12. Blouse with skirt
13. Blouse with jumper
14. Pant suit or jumpsuit
15. Jacket, unlined
16. Jacket, lined
17. Coat
18. Suit (skirt or jacket)
19. Sports clothing, 3 pieces
20. Sports garment, serge
21. Dress for general wear
22. Dress for best wear, non-formal
23. Semi-formal, mother of bride
24. Formal, short length
25. Formal, long length
26. Wedding Gown
27. Leather clothing item
28. Denim clothing item
29. Garment made for another
30. Costume
31. Period Clothing (must identify what period (i.e., Civil War, Renaissance))

**CLASS B – MEN’S GARMENTS**

Lot No.	Description	1 <sup>st</sup>	2 <sup>nd</sup>	3 <sup>rd</sup>	4 <sup>th</sup>
		4.50	3.50	2.50	1.50

1. Shirt for general wear
2. Shirt, knit or stretch fabric
3. Pants
4. Sports garment or outfit

5. Jacket or sport-coat
6. Coat or outerwear
7. Any other men’s clothing (not already listed)

**CLASS C – INFANT & CHILD’S GARMENTS**

Lot No.	Description	1 <sup>st</sup>	2 <sup>nd</sup>	3 <sup>rd</sup>	4 <sup>th</sup>
		2.25	2.00	1.75	1.50

1. Pajamas or nightgown
2. Housecoat
3. Blouse
4. Knit T-shirt
5. Skirt
6. Shorts or culottes
7. Pants
8. Playsuit for small child
9. Jumpsuit size 3/up
10. Sports outfit, 2 or more pieces
11. General wear, 2 or more pieces
12. Dress for general wear
13. Special occasion dress
14. Formal dress, child’s
15. Suit, boys
16. Jacket or coat
17. Snowsuit
18. Any other garment for infant not listed
19. Any other garment for child not listed

**DEPARTMENT 127 – OPEN CLASS  
KNITTING & CROCHETING**

**Linda Niebuhr – Superintendent**

*Open to persons in Monroe County. No more than one entry will be permitted in any lot for one exhibitor. All entries must be the work of the exhibitor and any article having taken a premium at the Monroe County Fair will not be allowed. Only clean articles will be accepted.*

**CLASS A – KNITTING W/ CONVENTIONAL YARN  
CLASS B – KNITTING W/ HANDSPUN YARN, SPUN BY EXHIBITOR**

**CLASS C – FELTED ITEM**

Lot No.	Description	1 <sup>st</sup>	2 <sup>nd</sup>	3 <sup>rd</sup>	4 <sup>th</sup>
		3.00	2.50	2.00	1.50

1. Slippers
2. Hat
3. Mittens
4. Scarf
5. Infant wear
6. Infant Blanket
7. Infant, any other item not otherwise listed
8. Socks
9. Vest
10. Pullover
11. Cardigan
12. Afghan
13. Shawl or Poncho
14. Accessory
15. Placemats

16. Purse or Tote Bag
17. Christmas Article
18. Small Animal
19. Large Animal
20. Table Runner
21. Dishcloth
22. Hand Towel
23. Hand Towel with matching dishcloth
24. Coasters, set of 4
25. Coasters, set of 6
26. Hot pad
27. Microwave Hot pad bowl
28. Plastic Bag Sleeve
29. Cosmetic Bag
30. Bath Mitt
31. Gloves
31. Any other garment not listed
32. Any article for home not listed

38. Bath Mitt
39. Hat
40. Scarf
41. Any other garment not listed
42. Any article for home not listed

**DEPARTMENT 128 – OPEN CLASS  
HOME ENVIROMENT  
Jenna Moser – Superintendent**

*Open to all persons in Monroe County. No more than one entry will be permitted in any lot of one exhibitor. All entries must be the handwork of the exhibitor and any article over two years old or those having taken a premium at the fair in previous years will not be allowed to compete for premiums. Recycled exhibits of original design should have a statement telling the original article and design inspiration. Articles made with some work by another, such as tying a quilt, should have an explanation attached. All items entered in the “any other” lots must have an index card attached to them explaining the item\* Ceramics should be entered in Cultural Arts, not Home Environment category.*

**CLASS D – CROCHETING W/ CONVENTIONAL YARN  
CLASS E – CROCHETING W/ HANDSPUN YARN,  
SPUN BY EXHIBITOR**

Lot No.	Description	1 <sup>st</sup>	2 <sup>nd</sup>	3 <sup>rd</sup>	4 <sup>th</sup>
		2.50	2.25	2.00	1.75

1. Poncho or Shawl
2. Infant wear
3. Infant Sweater
4. Infant, any other item not otherwise listed
5. Doilies, under 10”
6. Doilies, over 10”
7. Placemats
8. Pillow
9. Afghan
10. Pullover
11. Cardigan
12. Tablecloth
13. Wall-hanging
14. Baby blanket or Afghan
15. Filet Crochet
16. Dresser scarf
17. Accessories
18. Toys
19. Socks
20. Jewelry
21. Gloves
22. Mittens
23. Slippers
24. Purse or Tote Bag
25. Christmas Article
26. Small Animal
27. Large Animal
28. Table Runner
29. Dishcloth
30. Hand Towel
31. Hand Towel with matching dishcloth
32. Coasters, set of 4
33. Coasters, set of 6
34. Hot pad
35. Microwave Hot pad bowl
36. Plastic Bag Sleeve
37. Cosmetic Bag

**CLASS A – KITCHEN/DINING**

Lot No.	Description	1 <sup>st</sup>	2 <sup>nd</sup>	3 <sup>rd</sup>	4 <sup>th</sup>
		4.50	3.50	2.50	1.50

1. Placemats, set of 4
2. Table runner, sewn
3. Table runner, hooked
4. Centerpiece (dining table) any materials
5. Appliance cover
6. Dish towels, decorated by exhibitor, set of 4
7. Potholder or mitts set of 2
8. Casserole carrier, sewn
9. Painted dishware, 1-2 items
10. Dishcloth (made or decorated by exhibitor)
11. Hand Towel (made or decorated by exhibitor)
12. Hand Towel w/matching dish cloth (made or decorated by exhibitor)
13. Any other article for kitchen

**CLASS B – BATHROOM**

Lot No.	Description	1 <sup>st</sup>	2 <sup>nd</sup>	3 <sup>rd</sup>	4 <sup>th</sup>
		4.50	3.50	2.50	1.50

1. Homemade bath salts
2. Soap, made from a kit
3. Soap, homemade, include recipe
4. Any other article for bathroom

**CLASS C – LIVING ROOM**

Lot No.	Description	1 <sup>st</sup>	2 <sup>nd</sup>	3 <sup>rd</sup>	4 <sup>th</sup>
		4.50	3.50	2.50	1.50

1. Coasters, set of 4
2. Decorated picture frame
3. Decorated lampshade
4. Creative lamp base, any design
5. Creative accessory for home (ex. wall hanging, plaque, stitchery, rugs – design must be original & inspiration described)

6. Footstool
7. Any other article for living room
8. Creative accessory Christmas season
9. Creative accessory any season/holiday
10. Diamond Art, 8" or less
11. Diamond Art, 9" or more

**CLASS D – BEDROOM**

Lot No.	Description	1 <sup>st</sup>	2 <sup>nd</sup>	3 <sup>rd</sup>	4 <sup>th</sup>
		4.50	3.50	2.50	1.50

1. Creative accessory, memory box (box may be made from a kit or purchased)
2. Pillowcase, sewn
3. Pillowcase, embroidered
4. Pillow, decorative

**CLASS E – QUILTS**

*Note: Machine or hand quilted by other must include notecard giving credit to whom did the quilting on lap/twin/full/queen/king)*

Lot No.	Description	1 <sup>st</sup>	2 <sup>nd</sup>	3 <sup>rd</sup>	4 <sup>th</sup>
		4.50	3.50	2.50	1.50

1. Baby quilt, tied
2. Baby quilt, machine or hand quilted
3. Baby quilt, long arm quilted
4. Baby quilt, computer long arm quilted
5. Baby quilt, quilted by other (attach card giving credit)
6. Lap size quilt, tied
7. Lap size quilt, machine or hand quilted by exhibitor
8. Lap size quilt, long arm quilted
9. Lap size quilt, computer long arm quilted
10. Lap size quilt, quilted by other (attach card giving credit)
11. Twin size quilt, tied
12. Twin size quilt, machine or hand quilted
13. Twin size quilt, long arm quilted
14. Twin size quilt, computer long arm quilted
15. Twin size quilt, quilted by other (attach card giving credit)
16. Full/Queen/King size quilt, tied
17. Full/Queen/King size quilt, machine or hand quilted by exhibitor
18. Full/Queen/King size quilt, long arm quilted
19. Full/Queen/King size quilt, computer long arm quilted
20. Full/Queen/King size quilt, quilted by other (attach card giving credit)
21. Quilt Applique, any size
22. Wall hanging, quilted
23. Table Runner, quilted
24. T-shirt quilt

**CLASS F – INFANT/CHILD CARE**

Lot No.	Description	1 <sup>st</sup>	2 <sup>nd</sup>	3 <sup>rd</sup>	4 <sup>th</sup>
		4.50	3.50	2.50	1.50

1. Article for use in care of infant: (ex. Backpack, carrier, seat covers, replacement swing covers)
2. Bib
3. Article for use in infant development (ex. Toys, puppets)
4. Baby quilt, tied
5. Baby quilt, machine or hand quilted
6. Baby quilt, long arm quilted
7. Baby quilt, computer long arm quilted
8. Baby quilt, quilted by other/ attach card giving credit

9. Bumper pads for crib
10. Mobile
11. Receiving Blanket

**CLASS G – OTHER HOME FURNISHINGS**

Lot No.	Description	1 <sup>st</sup>	2 <sup>nd</sup>	3 <sup>rd</sup>	4 <sup>th</sup>
		4.50	3.50	2.50	1.50

1. Refinished or remodeled piece of furniture, include statement of method and finish used also, a before picture
2. Refinished small accessory for a room (ex. Clock, stool, bookend, sewing basket, or any other room accessory)
3. Energy –conserving item for home (draft dodgers, insulated shades, etc.)
4. Creative accessory using cloth, a non-sew item (ex. Cloth photo album covers, cloth design in hoop, cloth frames)
5. Tied Fleece blanket
6. Pillow quilt/quillow
7. Rug, crocheted
8. Rug, hooked
9. Rug, woven
10. Rug, braided
12. Candle holder
13. Purse
14. Tote Bag
15. Latch hook
16. Wind chimes
17. Flag, banner for outside use
18. Plant stakes for garden, set of 6
19. Wreath, any material
20. Swag, any material
21. Creative container for plant
22. Painting on tin
23. Basketry, using cloth or rope
24. Basketry, woven reed, no handle, include notecard telling use of basket
25. Basketry, woven reed, with handle, include notecard telling use of basket
26. Hooked item, other
27. Embroidered Item
28. Counted Cross Stitch
29. Printed Cross Stitch
30. Painted Wooden Wall hanging (cut by other)
31. Any other home furnishing, not listed

**CLASS H – RECYCLING**

*In order for the following to be considered for Recycling Premiums, a 3x5 card must be attached explaining where the materials came from; how each item was constructed, what inspired the exhibitor to make the item and what it could be used for.*

Lot No.	Description	1 <sup>st</sup>	2 <sup>nd</sup>	3 <sup>rd</sup>	4 <sup>th</sup>
		4.50	3.50	2.50	1.50

1. Quilt made from recycled materials
2. Creative accessory using castaway materials, (3), each using a different material; ex. tray favors, bookmarks, refrigerator / wall decorations, etc.
3. Placemats from recycled materials (4)
4. Article made from men's tie(s)
5. Article made using old suitcase
6. Article made using old hardcover book

- 7. Article made from wood pallet
- 8. Rug, crocheted from recycled materials, tell what from
- 9. Any other home furnishing recycled item

**DEPARTMENT 132 – BOOTHS**

*This class is open to Monroe County Home & Community Education groups. Products of projects studied by the groups during the year just completed are to be exhibited in the booth. (Educational programs and projects are included.) There will be three booths available - each 5' wide, 2' deep and 5' high.*

**CLASS A - HOME & COMMUNITY EDUCATION (HCE)**

<b>Lot No. Description</b>	<b>1st</b>	<b>2nd</b>	<b>3rd</b>	<b>4th</b>
	16.00	14.00	12.00	10.00

1. Booth

## **SENIOR CITIZEN CLASS**

### **RULES & REGULATIONS**

**Entry blanks must be postmarked no later than June 30<sup>th</sup> of the current fair year.**

**Send entries to:**

Entry Secretary  
P.O. Box 908  
Tomah, WI 54660

1. Senior citizen classes are limited to persons 62+ years of age.
2. Exhibitors in the Sr. Citizen classes may not enter identical items in open class.

### **DEPARTMENT 214 – SR. CITIZEN PLANT & SOIL SCIENCE Sally Teasdale – Superintendent**

#### **CLASS A – VEGETABLES**

<b>Lot No. Description</b>	<b>1<sup>st</sup></b>	<b>2<sup>nd</sup></b>	<b>3<sup>rd</sup></b>	<b>4<sup>th</sup></b>
	1.75	1.50	1.25	1.00
1. White smooth potatoes, 6				
2. Red potatoes, 6				
3. Russet potatoes, 6				
4. Beans, wax, 8				
5. Beans, green snap, 8				
6. Beets, table, 3				
7. Broccoli, two 4" flowerets				
8. Brussel sprouts, 6				
9. Cabbage, 1 head				
10. Carrots, long, 3				
11. Carrots, short, 3				
12. Cauliflower, 4" floweret				
13. Cucumbers, slicing, 3				
14. Cucumbers, pickling, 6				
15. Eggplant, 1				
16. Kohlrabi, 3				
17. Onions (3), storage, trim tops to 1" and roots to ¼"				
18. Onions, green bunching (6), trim tops to 7"-8" and roots to ½"				
19. Peas, green, 8 pods				
20. Peppers, sweet, 3				
21. Peppers, any other variety, 3				
22. Pie pumpkin, 1				
23. Radishes, 6				
24. Squash, summer, 2				
25. Sweet corn, husked, 3				
26. Tomatoes, standard, identified, 3				
27. Tomatoes, any other, identified, 3				
28. Turnips, 3				
29. Garlic, two bulbs, 1/2" root, 4" stock	5.50	4.50	3.50	2.50
30. Garden box, 6 diff. types of vegetables				

#### **CLASS B – HERBS, FRESH CUT IN WATER, 3 STEMS**

<b>Lot No. Description</b>	<b>1<sup>st</sup></b>	<b>2<sup>nd</sup></b>	<b>3<sup>rd</sup></b>	<b>4<sup>th</sup></b>
	1.75	1.50	1.25	1.00
1. Basil				
2. Parsley				
3. Thyme				

4. Dill
5. Mint
6. Chives
7. Oregano
8. Rosemary
9. Any other, correctly identified

#### **CLASS C – HERBS, POTTED (MAXIMUM 10" DIAMETER CONTAINER)**

<b>Lot No. Description</b>	<b>1<sup>st</sup></b>	<b>2<sup>nd</sup></b>	<b>3<sup>rd</sup></b>	<b>4<sup>th</sup></b>
	1.75	1.50	1.25	1.00
1. Basil, standard				
2. Basil, dwarf				
3. Parsley				
4. Thyme				
5. Mint				
6. Chives				
7. Oregano				
8. Rosemary				
9. Any other, correctly identified				

### **DEPARTMENT 218 – SR. CITIZEN CULTURAL ARTS Karen Betthausen – Superintendent**

#### **CLASS A – SENIOR CITIZEN CERAMICS**

#### **CLASS B – SENIOR CITIZENS CERAMICS (PERSONS WITH DISABILITIES)**

<b>Lot No. Description</b>	<b>1<sup>st</sup></b>	<b>2<sup>nd</sup></b>	<b>3<sup>rd</sup></b>	<b>4<sup>th</sup></b>
	5.50	4.50	3.50	2.50
1. Completely hand-molded article				
2. Ceramic article, under glaze, under 8"				
3. Ceramic article, under glaze, over 8"				
4. Ceramic article, glazed, under 8"				
5. Ceramic article, glazed, over 8"				
6. Ceramic article, glazed, with special effects, under 8"				
7. Ceramic article, glazed, with special effects, over 8"				
8. Ceramic article, glazed, with more than 1 special effect (gold, decals, mother/pearl) under 8"				
9. Ceramic article, glazed, with more than 1 special effect (ex: gold, decals, mother of pearl) over 8"				
10. Ceramic article, glazed, kitchenware, over 8" (cookie jar, spoon rest, canister set, casserole)				
11. Ceramic article, stained, under 8"				
12. Ceramic article, stained, over 8"				
13. Ceramic article, dry brushed, over 8"				
14. Ceramic article, dry brushed, under 8"				
15. Ceramic article, stained, more than 1 piece to display (village, music box, bookends, etc.)				
16. Ceramic article, glazed, more than 1 piece to display (village, music box, bookends, etc.)				
17. Ceramic article, holiday article, over 8"				
18. Ceramic article, holiday article, under 8"				

**CLASS C – SENIOR CITIZEN ARTS & CRAFTS**

**CLASS D – SENIOR CITIZEN ARTS & CRAFTS**

**(PERSONS WITH DISABILITIES)**

Lot No.	Description	1 <sup>st</sup>	2 <sup>nd</sup>	3 <sup>rd</sup>	4 <sup>th</sup>
		5.50	4.50	3.50	2.50

1. Cut Paper Art – greeting cards, collage, etc.
2. Coloring Page, any media
3. Stamped Greeting Card, handmade
4. Stamped paper bag w/ matching tissue paper, 1 each
5. Decorated gift paper bag
6. Memory pages – 2 pages, one sided
7. Decoupage – any item under 12”
8. Soap, handmade, 2 bars (include recipe)
9. Candle, homemade – wax or jellied
10. Decorated clay pot(s) under 12”
11. Pinecone craft, under 6”
12. Pinecone Craft, over 6”
13. Refrigerator Magnet Craft, set of 2
14. Beadwork
15. Needlepoint
16. Embroidery
17. Embroidery, Machine, over 12”
18. Embroidery, Machine, under 12”
19. Plastic canvas needlepoint, less than 8”
20. Plastic canvas needlepoint, over than 8”
21. Decorated Flowerpot
22. Seed Art (pictures, plaques)
23. Hoop
24. Wreath
25. Wicker wreath
26. Cross stitch article (no other stitch used)
27. Counted cross stitch, over 8”
28. Counted cross stitch, under 8”
29. Patriotic Craft (no ceramics)
30. Valentine’s Day Craft (no ceramics)
31. Easter Craft (no ceramics)
32. Thanksgiving Craft (no ceramics)
33. Christmas Craft (no ceramics)
34. Christmas Ornament
35. Picture frame, decorated, fancy, under 12”
36. Picture frame, decorated, silly, under 12”
37. Decorated Birdhouse, under 12”
38. Homemade Jewelry, bracelet or anklet
39. Homemade Jewelry, necklace
40. Homemade Jewelry, pins or earrings
41. Tie Dying, clothing
42. Tie Dying, any other article
43. Clothing Art- Transfer or iron-on design
44. Burlap Craft
45. Decorated wine bottle
46. Diamond Art, over 12”
47. Diamond Art, under 12”
48. Stained Glass, small
49. Stained Glass, large
50. 12”/over Round Door Sign
51. String Art, under 12”
52. String Art, over 12”
53. Seasonal Tiered Tray
54. Shell Art
55. Button Creation Craft
56. Denim Creation Craft

57. Jewelry Creation Craft
58. Woven Basket, under 10” high
59. Woven Basket, over 10” high

**CLASS E – SENIOR CITIZEN PAINTING**

Lot No.	Description	1 <sup>st</sup>	2 <sup>nd</sup>	3 <sup>rd</sup>	4 <sup>th</sup>
		5.50	4.50	3.50	2.50

1. Oil painting, framed
2. Watercolor, matted or framed
3. Tempera painting, matted or framed
4. Acrylic painting, framed
5. China painting, 12”/under

**CLASS F – SENIOR CITIZEN RECYCLING**

*In order for the following to be considered for Recycling Premiums, a 3”x5” card must be attached explaining where the materials came from; how each item was constructed, what inspired the exhibitor to make the item and what it could be used for.*

Lot No.	Description	1 <sup>st</sup>	2 <sup>nd</sup>	3 <sup>rd</sup>	4 <sup>th</sup>
		5.50	4.50	3.50	2.50

1. Recycled article, tin
2. Recycled article, paper
3. Recycled article, plastic
4. Recycled article, glass
5. Recycled article, any other material

**CLASS G – RECYCLING (PERSONS WITH DISABILITIES)**

Lot No.	Description	1 <sup>st</sup>	2 <sup>nd</sup>	3 <sup>rd</sup>	4 <sup>th</sup>
		5.50	4.50	3.50	2.50

1. Recycled article, tin
2. Recycled article, paper
3. Recycled article, plastic
4. Recycled article, glass
5. Recycled article, any other material

**DEPARTMENT 220 – SR. CITIZEN PHOTOGRAPHY**

**Elizabeth Carpenter – Superintendent**

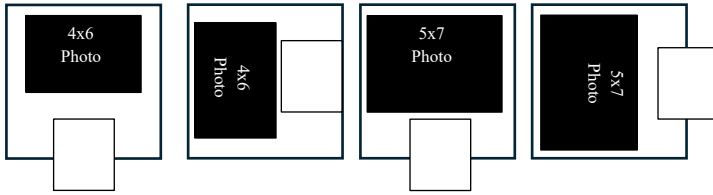
1. Each entry is one photo, 4x6 or 5x7 only.
2. All entries are to be color photos, unless specified.
3. Photo and entry tag must be securely and neatly mounted on an 8”x8” square of BLACK cardstock. Due to the humidity rubber cement or photo mounting squares are recommended for photo mounting and stapler for entry card.
4. Photos may not be matted or framed.
5. Entries must be the work of the exhibitor.
6. Photos previously entered at the Monroe County Fair may not be entered again, including calendars.
7. Each exhibitor is limited to one entry per lot number.
8. Unless specifically stated, humans and/or animals may or may not be included in the photo. Example: Seasonal photos may include animals but is not necessary.
9. In every case, quality of the photo will be the primary consideration in judging, taking into account such things as focus, composition, lighting, etc. If photo entries are equal in

quality, top prizes will be awarded to those which are most neatly exhibited.

10. Entries that are not in compliance with the fair book will be dropped one placing.

11. Age qualified amateurs who choose to enter both photo departments 120 and 220 may not use the same photo twice.

Picture and Entry Tag Examples:



**CLASS A – AMATEUR**

**CLASS B – PROFESSIONAL**

(A professional is defined as a person who earns income from the sale of their photography) Professionals may NOT also enter amateur (class A) nor Sr. Citizen (department 22)

Lot no.	Description	1 <sup>st</sup>	2 <sup>nd</sup>	3 <sup>rd</sup>	4 <sup>th</sup>
		4.50	3.50	2.50	1.50

1. Landscape with human elements (can include things like telephone poles)
2. Landscapes, all natural (with nothing man-made)
3. Landscapes, all natural, black and white (with nothing man-made)
4. Seasonal: Spring
5. Seasonal: Summer
6. Seasonal: Fall
7. Seasonal: Winter
8. Flower(s), no insects
9. Black & White flower(s), no insects
10. Plant(s) or Fungi, no insects
11. Insect(s)
12. Wild bird(s)
13. Wild Animal(s) (taken in nature or the zoo, not domesticated)
14. Dog, no people
15. Dog, black & white
16. Cat, no people
17. Cat, black & white
18. Any other domesticated animal that is not a cat or dog (ex. pet lizard, no people)
19. Farm animal(s), no people (ex. cows, horses, pigs)
20. Farm animal(s), black & white
21. Animal(s) with people
22. Agriculture scene; Photographs depicting agriculture life, work, or settings
23. City scene
24. Building or structure
25. Building or structure, black & white
26. Barns/Silos
27. Reflections, (your subject reflected in another surface)
28. Patterns, shapes, lines, textures or shadows
29. Night photo, no flash
30. Monroe County Fair – image taken at the fair
31. Monroe County Fair – image taken of tourism in Monroe County
32. Couple (2 people showing connection)
33. Portrait (one person)
34. Portrait, black & white (one person)

35. Character study, a realistic portrait taken of a subject whose face or figure reveals strong personality or character traits

36. Self-portrait, taken by exhibitor

37. Family

38. Child(ren)

39. Group shot, an arrangement, by you, of three or more persons

40. Water scene

41. Action

42. Actions, black and white

43. Sports

44. Silhouette, subject will be a black shape

45. Vehicle

46. Machinery

47. Still life, an arrangement of inanimate objects from the natural or man-made world

48. Digital manipulation, altering a photo using a photo editor, (ex. photoshop-explanation of edits required on back of tag board)

49. Details/Close-up (any subject), an extreme close-up photo

50. Journalistic (with description) photo and description you would find in the newspaper

51. Documentary (with description) a photo that attempts to record the world as it is

52. Sunrise/sunset

53. Sky

54. Weather

55. Any other black & white

56. Unusual perspective or viewpoint (birds or bus eye trick, trick perspective, drone)

57. Calendar – A calendar consisting of 12 photographs (13 if using a cover), presented in a calendar format

\*Photographs used may not have been previously entered in this fair, either individually or as part of a calendar, and may not be entered in any other lot number.

58. Book or photo journal, all photos used must be taken by exhibitor, book can be homemade or purchased

**CLASS C – AMATEUR PHOTO SERIES**

**CLASS D – PROFESSIONAL PHOTO SERIES**

Lot No.	Description	1 <sup>st</sup>	2 <sup>nd</sup>	3 <sup>rd</sup>	4 <sup>th</sup>
		4.50	3.50	2.50	1.50

1. Portrait
2. Vehicle
3. Vehicle
4. Flowers
5. Still Life
6. Any other not listed

**Photo Series:**

Photo series is a set of images that interact with each other in order to illustrate a specific subject, convey a message, present a vision, reveal a truth, display a particular aesthetic, etc. Images in a photography series may be independently different, but they complement each other and help highlight the subject of the series when grouped together. There must be 4 images but no more than 8. They must be displayed neatly on black tagboard with no more than 1 inch of space between photos. All photos must be the same size, with the size being no larger than 5x7. Photos used in a series may not be used in a different lot number.

**DEPARTMENT 222 – SR. CITIZEN  
WOODWORKING**

**Wally & Betty Beck – Co-Superintendents**

**CLASS A – WOODWORKING (NO KITS)**

Lot No. Description	1 <sup>st</sup>	2 <sup>nd</sup>	3 <sup>rd</sup>	4 <sup>th</sup>
	5.50	4.50	3.50	2.50

1. Frame
2. Decorative article, large
3. Useful article for use out-of-doors
4. Useful article, furniture or cabinet-making
5. Useful article for use in home
6. Useful article for use in building other than house
7. Small article (under 12”), useful or decorative
8. Game or child’s article
9. Repaired or refinished article (attach a picture of item before it was repaired/refinished to the entry tag)
10. Wall hanging
11. Miscellaneous
12. Hex Sign – Barn Quilt 36”x36” – ½’ thick plywood
13. Hex Sign – Barn Quilt 18”x18” – ½’ thick plywood

**CLASS B – WOODWORKING, SCROLL SAW**

Lot No. Description	1 <sup>st</sup>	2 <sup>nd</sup>	3 <sup>rd</sup>	4 <sup>th</sup>
	5.50	4.50	3.50	2.50

1. Useful article for out-of-doors
2. Game or child’s article
3. Useful article for use in home
4. Miscellaneous

**DEPARTMENT 225 – SR. CITIZEN  
FOODS & NUTRITION**

**Jennie Marx – Superintendent**

*Open to all senior citizen persons in Monroe County. No more than one entry will be permitted in any lot of one exhibitor. All entries must be the work of the exhibitor and any article having taken a premium at the fair in previous years will not be allowed.*

**CLASS A - FOODS PREPARATION**

*All food preparation should be made from basic ingredients from food. For cakes, bars, cookies, and loaves of bread, the WHOLE item should be brought to the fair where a portion of it will be left for exhibit. Plates will be furnished for the food.*

Lot No. Description	1 <sup>st</sup>	2 <sup>nd</sup>	3 <sup>rd</sup>	4 <sup>th</sup>
	2.50	2.25	2.00	1.75

1. White yeast bread, heel, 1/3 loaf
2. Dinner rolls, 2
3. Whole wheat bread, heel, 1/3 loaf (at least 1/2 whole wheat)
4. Whole wheat rolls, 2
5. Sour dough bread, white or dark, heel, 1/3 loaf
6. Coffee cake, yeast
7. Angel food cake, unfrosted
8. Applesauce cake, unfrosted
9. Cake donuts, 2
10. Raised donuts, 2
11. Vegetable cake, unfrosted
12. Pound cake, unfrosted

13. Muffins, plain, 2
14. Vegetable bread, conventional oven
15. Vegetable bread, microwave
16. Gingerbread, unfrosted
17. Boston brown bread
18. Nut bread
19. Quick coffee cake
20. Muffin, fruit, 2
21. White rolled cookie, 2
22. Rolled ginger, molasses or sorghum cookies, 2
23. Oatmeal drop cookies, 2
24. Icebox cookies, 2
25. Brownies, unfrosted, bar-type, 2
26. Pastry, standard crusts (3”-4” acceptable)
27. Chocolate cake, unfrosted
28. Decorated cake, 9”x13” oblong (cake will not be returned)
29. Decorated cake, 9” round (cake will not be returned)
30. White or yellow cake, unfrosted

**CLASS B - FOOD PRESERVATION**

**Food Preservation Rules:**

1. All food must have been preserved within the last year, since the previous fair. Exhibited at one fair only.
2. All jars must be clean, sealed in excellent condition.
3. Canning exhibits must be made in either standard pint or quart jars.
4. Jelly is to be exhibited in any straight-sided jar or jelly glass with self-sealing lids, no larger than 1 pint.
5. Paraffin seals are no longer accepted. Contact the Extension Office for appropriate sealing.
6. All jars must be labeled, ex. Product:  
Date Canned: Month \_\_\_\_\_ Day \_\_\_\_\_  
Year \_\_\_\_\_  
Method of Preparing: (check one) Hot Pack \_\_\_\_\_ Cold Pack \_\_\_\_\_  
Method of Processing: (check one)  
Boiling Water Bath \_\_\_\_\_ Pressure Canner \_\_\_\_\_  
Processing Time: Quart \_\_\_\_\_ Pint \_\_\_\_\_
7. The judge reserves the right to open jars of food in case of doubt.
8. The UPC from Fruit Jell Package (Ball 100% Natural Fruit Jeff) must accompany each entry. (Pectin)

**CANNED FRUIT**

Lot No. Description	1 <sup>st</sup>	2 <sup>nd</sup>	3 <sup>rd</sup>	4 <sup>th</sup>
	2.50	2.25	2.00	1.75

1. Apples, quartered or halved
2. Blueberries
3. Cherries, whole
4. Cherries, pitted
5. Peaches, halves
6. Pears, halves
7. Plums
8. Raspberries, red
9. Raspberries, black
10. Rhubarb
11. Strawberries
12. Blackberries

- 13. Applesauce, strained
- 14. Fruit, any other type
- 15. Grape Juice
- 16. Juice, any other variety

**CANNED VEGETABLES**

- 17. Asparagus, cut
- 18. Beans, green
- 19. Beans, yellow
- 20. Beets, small, whole
- 21. Corn, cut from cob
- 22. Sauerkraut, fermentation completed
- 23. Tomatoes
- 24. Mixed vegetables, for soup
- 25. Carrots, whole
- 26. Carrots, sliced
- 27. Tomato juice
- 28. Tomato sauce
- 29. Salsa

**CANNED MEAT – QUART JARS**

- 30. Beef
- 31. Pork
- 32. Chicken
- 33. Fish
- 34. Venison

**JELLY, JAMS, CONSERVES**

- 35. Apple jelly
- 36. Raspberry jelly
- 37. Strawberry jelly
- 38. Grape jelly
- 39. Blackberry jelly
- 40. Any other jelly variety
- 41. Black raspberry jam
- 42. Strawberry jam
- 43. Blackberry jam
- 44. Red raspberry jam
- 45. Peach conserve
- 46. Rhubarb conserve
- 47. Strawberry conserve
- 48. Any other variety jam
- 49. Maple syrup
- 50. Honey, 1 jar

**PICKLES**

- 51. Dill pickles (must be canned after July 25, previous year)
- 52. Sweet pickles, cucumber
- 53. Beet pickles
- 54. Watermelon pickles
- 55. Bread and butter pickles

**DEPARTMENT 227 – SR. CITIZEN  
KNITTING & CROCHETING  
Linda Niebuhr – Superintendent**

*Open to all senior citizen persons in Monroe County. No more than one entry will be permitted in any lot of one exhibitor. All entries must be the work of the exhibitor and any article having taken a premium at the fair in previous years will not be allowed.*

**CLASS A – KNITTING**

<b>Lot No.</b>	<b>Description</b>	<b>1<sup>st</sup></b>	<b>2<sup>nd</sup></b>	<b>3<sup>rd</sup></b>	<b>4<sup>th</sup></b>
		3.00	2.50	2.00	1.50
1.	Pullover or cardigan, mixed colors				
2.	Afghan				
3.	Bedsread				
4.	Cardigan, buttonhole, raglan, any yarn (could have pattern stitch)				
5.	Set-in sleeve pullover or cardigan (embroidery if desired, any yarn and may have pattern)				
6.	Simple sweater or				
7.	Four-needle mittens, 1 pair				
8.	Infant's wear				
9.	Baby blanket or shawl				
10.	Any other knitted garment				
11.	Any other knitted item for home				
12.	Slippers				
13.	Hat				
14.	Two-needle mittens				
15.	Scarf				
16.	Item for infant (ex: knitted animal or toy)				
17.	Pillow				
18.	Purse or Tote Bag				
19.	Christmas Article				
20.	Small Animal				
21.	Large Animal				
22.	Table Runner				
23.	Dishcloth				
24.	Hand Towel				
25.	Hand Towel with matching dishcloth				
26.	Coasters, set of 4				
27.	Coasters, set of 6				
28.	Hot pad				
29.	Microwave Hot pad bowl				
30.	Plastic Bag Sleeve				
31.	Cosmetic Bag				
32.	Bath Mitt				
33.	Gloves				
34.	Any other garment not listed				
35.	Any article for home not listed				

**CLASS B – CROCHETING**

<b>Lot No.</b>	<b>Description</b>	<b>1<sup>st</sup></b>	<b>2<sup>nd</sup></b>	<b>3<sup>rd</sup></b>	<b>4<sup>th</sup></b>
		2.50	2.25	2.00	1.75
1.	Sweater				
2.	Tablecloth				
3.	Afghan				
4.	Stole or shawl				
5.	Infant wear				
6.	Baby blanket				
7.	Any other crocheted item				
8.	Doilies, under 10"				

9. Doilies, over 10"
10. Pillow
11. Dresser Scarf
12. Placemats
13. Purse or Tote Bag
14. Christmas Article
15. Small Animal
16. Large Animal
17. Table Runner
18. Dishcloth
19. Hand Towel
20. Hand Towel with matching dishcloth
21. Coasters, set of 4
22. Coasters, set of 6
23. Hot pad
24. Microwave Hot pad bowl
25. Plastic Bag Sleeve
26. Cosmetic Bag
27. Bath Mitt
28. Slippers
29. Hat
30. Scarf
31. Gloves
32. Mittens
33. Any other garment not listed
34. Any article for home not listed

**DEPARTMENT 228 – SR. CITIZEN  
HOME ENVIROMENT  
Jenna Moser – Superintendent**

*Open to all senior citizens in Monroe County. No more than one entry will be permitted in any lot of one exhibitor. All entries must be the handwork of the exhibitor and any article over two years old or those having taken a premium at the fair in previous years will not be allowed to compete for premiums. Recycled exhibits of original design should have a statement telling the original article and design inspiration. Articles made with some work by another such as tying a quilt should have an explanation attached.*

**CLASS A – KITCHEN/DINING**

Lot No.	Description	1 <sup>st</sup>	2 <sup>nd</sup>	3 <sup>rd</sup>	4 <sup>th</sup>
		4.50	3.50	2.50	1.50

1. Placemats set of 2
2. Table runner, sewn
3. Table runner, hooked
4. Centerpiece (dining table) any materials
5. Appliance cover
6. Dish towels, decorated by exhibitor, set of 4
7. Potheader or mitts set of 2
8. Casserole carrier, sewn
9. Painted Dishware 1-2 items
10. Dishcloth (made or decorated by exhibitor)
11. Hand Towel (made or decorated by exhibitor)
12. Hand Towel w/matching dishcloth (made or decorated by exhibitor)
13. Any other article for kitchen

**CLASS B – BATHROOM**

Lot No.	Description	1 <sup>st</sup>	2 <sup>nd</sup>	3 <sup>rd</sup>	4 <sup>th</sup>
		4.50	3.50	2.50	1.50

1. Homemade bath salts
2. Soap, made from a kit
3. Soap, homemade, include recipe
4. Any other article for bathroom

**CLASS C – LIVING ROOM**

Lot No.	Description	1 <sup>st</sup>	2 <sup>nd</sup>	3 <sup>rd</sup>	4 <sup>th</sup>
		4.50	3.50	2.50	1.50

1. Coasters, set of 4
2. Decorated picture frame
3. Decorated Lamp Shade
4. Decorated Lamp Base, any design
5. Creative accessory for home (ex. wall hanging, plaque, stitchery, rugs – design must be original & inspiration described)
6. Footstool
7. Any other article for living room
8. Creative accessory, Christmas season
9. Creative accessory, any season/holiday
10. Diamond Art, 8" or less
11. Diamond Art, 9" or more

**CLASS D – BEDROOM**

Lot No.	Description	1 <sup>st</sup>	2 <sup>nd</sup>	3 <sup>rd</sup>	4 <sup>th</sup>
		4.50	3.50	2.50	1.50

1. Creative accessory, memory box (box may be made from kit or purchased)
2. Pillowcase, sewn
3. Pillowcase, embroidered
4. Pillow, decorative

**CLASS E – QUILTS**

*Note: Machine or hand quilted by other must include notecard giving credit to whom did the quilting on lap/twin/full/queen/king)*

Lot No.	Description	1 <sup>st</sup>	2 <sup>nd</sup>	3 <sup>rd</sup>	4 <sup>th</sup>
		4.50	3.50	2.50	1.50

1. Baby quilt, tied
2. Baby quilt, machine or hand quilted
3. Baby quilt, long arm quilted
4. Baby quilt, computer long arm quilted
5. Baby quilt, quilted by other (attach card giving credit)
6. Lap size quilt, tied
7. Lap size quilt, machine or hand quilted by exhibitor
8. Lap size quilt, long arm quilted
9. Lap size quilt, computer long arm quilted
10. Lap size quilt, quilted by other (attach card giving credit)
11. Twin size quilt, tied
12. Twin size quilt, machine or hand quilted
13. Twin size quilt, long arm quilted
14. Twin size quilt, computer long arm quilted
15. Twin size quilt, quilted by other (attach card giving credit)
16. Full/Queen/King size quilt, tied
17. Full/Queen/King size quilt, machine or hand quilted by exhibitor
18. Full/Queen/King size quilt, long arm quilted
19. Full/Queen/King size quilt, computer long arm quilted

- 20. Full/Queen/King size quilt, quilted by other (attach card giving credit)
- 21. Quilt Applique, any size
- 22. Wall hanging, quilted
- 23. Table Runner, quilted
- 24. T-shirt quilt

**CLASS F – INFANT/CHILD CARE**

Lot No.	Description	1 <sup>st</sup>	2 <sup>nd</sup>	3 <sup>rd</sup>	4 <sup>th</sup>
		4.50	3.50	2.50	1.50

- 1. Article for use in care of infant: (ex. Backpack, carrier, seat covers, replacement swing covers)
- 2. Bib
- 3. Article for use in infant development (ex. Toys, puppets)
- 4. Bumper pads for crib
- 5. Mobile
- 6. Receiving Blanket

**CLASS G – OTHER HOME FURNISHINGS**

Lot No.	Description	1 <sup>st</sup>	2 <sup>nd</sup>	3 <sup>rd</sup>	4 <sup>th</sup>
		4.50	3.50	2.50	1.50

- 1. Refinished or remodeled piece of furniture, include statement of method and finish used also, a before picture
- 2. Refinished small accessory for a room (ex. Clock, stool, bookend, sewing basket, or any other room accessory)
- 3. Energy –conserving item for home (draft dodgers, insulated shades, etc.)
- 4. Creative accessory using cloth, a non-sew item (ex. Cloth photo album covers, cloth design in hoop, cloth frames)
- 5. Tied Fleece blanket
- 6. Pillow quilt/quillow
- 7. Rug, crocheted
- 8. Rug, hooked
- 9. Rug, woven
- 10. Rug, braided
- 12. Candle holder
- 13. Purse
- 14. Tote Bag
- 15. Latch hook
- 16. Wind chimes
- 17. Flag, banner for outside use
- 18. Plant stakes for garden, set of 6
- 19. Wreath, any material
- 20. Swag, any material
- 21. Creative container for plant
- 22. Painting on tin
- 23. Basketry, using cloth or rope
- 24. Basketry, woven reed, no handle, include notecard telling use of basket
- 25. Basketry, woven reed, with handle, include notecard telling use of basket
- 26. Hooked item, other
- 27. Embroidered Item
- 28. Counted Cross Stitch
- 29. Printed Cross Stitch
- 30. Painted Wooden Wall hanging (cut by other)
- 31. Any other home furnishing, not listed

**CLASS H – RECYCLING**

*In order for the following to be considered for Recycling Premiums, a 3x5 card must be attached explaining where the materials came from; how each item was constructed, what inspired the exhibitor to make the item and what it could be used for.*

Lot No.	Description	1 <sup>st</sup>	2 <sup>nd</sup>	3 <sup>rd</sup>	4 <sup>th</sup>
		4.50	3.50	2.50	1.50

- 1. Quilt made from recycled materials
- 2. Creative accessory using castaway materials, (3), each using a different material; ex. tray favors, bookmarks, refrigerator / wall decorations, etc.
- 3. Placemats from recycled materials (4)
- 4. Article made from men’s tie(s)
- 5. Article made using old suitcase
- 6. Article made using old hardcover book
- 7. Article made from wood pallet
- 8. Rug, crocheted from recycled materials, tell what from
- 9. Any other home furnishing recycled item

## **JUNIOR LIVESTOCK SHOW & SALE INFORMATION**

The Monroe County Jr. Livestock Auction will be held Saturday afternoon of the current fair starting at 5:00pm in the sheep & swine barn. There will be a buyer appreciation meal at 4:00pm till auction time, located in the Gold Building. Livestock that was chosen for the auction will be judged on Wednesday, Thursday, and Friday of the current fair year. Animals that qualify as to grade and quantity will be sold by the auction.

### **PRE-IDENTIFICATION REQUIREMENTS**

*The following pre-identification requirements have been adopted by the Monroe County Youth Livestock Committee and must be followed if an animal is going to be sold in the Junior Livestock Show:*

- 1) Each child is allowed 4 tags per species or one more than you can show per species. Family tagging is allowed - siblings only!
- 2) All market beef must be tagged and identified using an approved ID method and received by the Fair Office (online Pre-ID form) no later midnight (12:00am) on the first Wednesday of March of current fair year.
- 3) All market wethers and ewes, market barrows and gilts, and market goats are to be tagged and identified using an approved ID method and received by the Fair Office (online Pre-ID form) no later midnight (12:00am) on the second Monday of May of the current fair year.
- 4) Each family is responsible for tagging their own animals using an approved ID method. Tags can be purchased as a club or individually from the Extension Office or Fair Office.
- 5) Each member will need to fill out an ID card.
- 6) Each tag will cost \$1.00; all tags will be yellow with black numbers. State Fair tags, or scrapies tag (with official flock number) can be used as a Monroe County ID tag. \*New in 2026, Swine must use the provided 840 RFID tags and will be free to exhibitors\*
- 7) It is recommended that the tags be put into the animal's right ear. If a tag is lost prior to exhibiting, animal must be re-tagged immediately with a witness present and the Fair Office notified, new tag to be purchased for \$1.00, if there is a spare tag from original purchase, that tag may be used. \*New in 2026, Swine must use the provided 840 RFID tags and will be free to exhibitors\*
- 8) The Junior Livestock committee will purchase and disperse the tags. Tags will be available to purchase from the Monroe County Extension Office and Fair Office. Tags purchased through the Monroe County Extension Office are paid for by check only, made out to Junior Livestock Committee.
- 9) Clubs may opt to collect money for or may vote to pay for tags.
- 10) Information is to be into the Fair Office no later than deadline dates mentioned above.
- 11) Animals shown to be sold through the Junior Livestock Auction must be properly tagged.

### **LIVESTOCK SALE RULES**

The following list of rules has been adopted by the Monroe County

Junior Livestock Show and Sale Committee:

- 1) Only animals shown in the Junior Fair will be eligible for the sale.
- 2) The number of animals selling at the auction will be determined by the percentage of exhibitors for all 3 species. The total number to be sold in the auction will be 80 large animals, plus 1 roaster rabbit, 1 fryer rabbit, the champion and reserve champion market poultry, the champion and reserve champion market waterfowl, the champion and reserve champion market goat and reserve champion market goat. Exhibitors will be allowed to sell only one animal. If the number of eligible animals of a given species exceeds the maximum number set for that species, animals will be eliminated by the judge on the basis of grade. If one or more species does not meet the approximate number of

animals in each of their respective species, the Executive Committee (officers and superintendents) may adjust the numbers to be sold in the other species.

3) Standards for animals to be sold will be as follows:

#### **Market Beef - any breed or crossbreed**

*Must be born after January 1 of previous year*

*Animal must grade "select" or better*

*Minimum weight of 1,000 pounds*

#### **Dairy Steers - any breed or crossbreed**

*Must be born after January 1 of previous year*

*Animal must be grade "select" or better*

*Minimum weight of 1,100 pounds*

#### **Barrows and Gilts - any breed or crossbreed**

*Born after January 1 of the show year*

*Minimum weight of 235 pounds*

*Animal must grade "USDA Grade 2" or better*

#### **Wethers and Ewes - any breed or crossbreed**

*Born after January 1 of the show year*

*Minimum weight of 110 pounds*

*Animal must grade "good" or better*

#### **Market Goats**

*Minimum weight of 80 pounds*

4) Animals will be graded at the time classes are placed.

5) All entries must meet the eligibility requirements of one of the Junior Fair livestock classes.

6) Animals will be weighed on Tuesday of the Fair. The weights obtained at this time will be the weights used for the sale.

#### **Scale Times:**

**Beef - 3:00pm – 5:00pm**

**Swine – 5:00pm – 7:00pm**

**Sheep & Goats – 7:00pm – 9:00pm**

7) After all market species have been judged, representatives from the Executive Committee of the Junior Livestock Committee will post animals that are eligible for the sale. Grand Champion and Reserve Grand Champion animals of the Junior Livestock Show must be sold. If an individual exhibits more than one Grand Champion or Reserve Grand Champion, that person must choose which animal to sell, since only one can be sold. This does not include breed champions unless they are supreme champions or a reserve champion of the market show. Other animals may or may not be offered for sale at the discretion of the exhibitor. Junior Fair entry of steers, barrows/gilts and/or wethers/ewes, and goats constitute release of champion and reserve champion animals for sale in the Junior Livestock Auction.

8) Once an animal is sold, it becomes the property of the buyer. However, the exhibitor has the responsibility of caring for said animal until it leaves the fairgrounds on the last day of the fair. Animals may not be removed from the grounds before 4:30 p.m. on Sunday of the fair according to regular fair rules.

9) Animals treated with tranquilizers, antibiotics, resins, or air bubbles are ineligible for the fair. If animals have been treated, the carcass shall be condemned, and the seller shall be responsible to reimburse the buyer. IF administration of drugs is necessary, it should be approved by the Fair Veterinarian prior to administration. Failure to do this will result in loss of premiums, etc.

10) Every sale animal must have pictures taken by Saturday A.M. with cost to be deducted from the exhibitor's sale check. One picture is for the buyer, and the other is for the exhibitor.

11) Animals exhibiting staginess will not be eligible for the sale.

12) To be sale eligible, parent or legal guardian must attend one junior livestock committee meeting and follow the 4-H /FFA county rules. A parent or legal guardian may represent 6th grade and under. 7th grade and above must attend one meeting per

year. 7<sup>th</sup> grade and above may not be represent siblings. The qualifying year for meetings begins with the September meeting and ends with the June meeting prior to the fair. First year members are not exempt from attending a meeting.

13) Animals that have not gone through the Auction that have been shipped to slaughter with the Auction animals will be charged \$10.00 per animal to cover the trucking costs. If payment has not been received by a Livestock Committee member by Sun. Morning your animal will not be loaded with the other animals and you will have to make your own arrangements.

14) A flat line deduct of 3% will be withheld from each exhibitors sale check. The deduct is allocated under the "Junior Livestock Betterment Fund". This fund is used to offset the costs incidental to conducting the sale and improvements to the grounds. National check-off promotion fees will be deducted when appropriate.

15) Exhibitors must be present at the Junior Livestock Auction to personally sell their own animal unless there is an emergency approved by the Junior Livestock Executive Board, then another exhibitor may display their animal in the sale ring.

#### **OPTIONS FOR BUYERS OF LIVESTOCK SHOW ANIMALS**

The buyer may:

- 1) Pay the premium (sale value minus market value) to the salesclerk. The exhibitor retains ownership.
  - 2) Buy the animal and pay the full amount to the salesclerk and resell their live animal to market after the fair. (With the exception of hogs)
  - 3) Enter the animal in the Carcass Show by having it processed at one of a Jr. Livestock approved processing facility.
    - a) Have animals processed at a Jr. Livestock approved processing facility.
    - b) Make arrangements for subsequent sale of carcasses if not purchased for their own use.
    - c) Pick up carcasses at a Jr. Livestock committee approved processing facility.
- NOTE: In all cases where animals are to be slaughtered and not resold to a live market, buyers are responsible for slaughtering, chilling, and processing charges.
- 4) The animals processed must be for their own use and pay full amount.

#### **CARCASS SHOW RULES**

**(The Carcass Show will be held the Wednesday following the end of the Fair.)**

Market beef, sheep, goat, and swine are eligible for the Carcass Show if:

- a) Shown at the fair
- b) Butchered at Jr. Livestock Committee approved facility.
- c) Sold in the Junior Livestock Sale at the Fair

Animals not in the sale but shown at the Fair may be allowed in the Carcass Show. Committee will determine how quotas are filled. Each youth is eligible to have **one** animal in the Carcass Show. Animal must be shown live by the exhibitor in the live show.